

Life can be difficult sometimes, if you  
need someone to talk to



**Childline Hotline: 08000 55 555**



**LoveLife Free Plz Call Me 083 323 1023**



**SADAG**

**Suicide Crisis Line 0800 567 567 / 0800 212 223  
or SMS 31393**

**Substance Abuse Line 0800 12 13 14  
or SMS 32312**

**PLEASE  
CONTACT**



**FIRST ADDITIONAL LANGUAGE - ENGLISH  
GRADE 4 - TERMS 1 - 2**

**ISBN 978-1-4315-0198-4**

**15th Edition  
THIS BOOK MAY NOT BE SOLD.**



9 781431 501984

### AU Anthem

Let us all unite and celebrate together  
The victories won for our liberation  
Let us dedicate ourselves to rise together  
To defend our liberty and unity

O Sons and Daughters of Africa  
Flesh of the Sun and Flesh of the Sky  
Let us make Africa the Tree of Life

Let us all unite and sing together  
To uphold the bonds that frame our destiny  
Let us dedicate ourselves to fight together  
For lasting peace and justice on earth

O Sons and Daughters of Africa  
Flesh of the Sun and Flesh of the Sky  
Let us make Africa the Tree of Life

Let us all unite and toil together  
To give the best we have to Africa  
The cradle of mankind and fount of culture  
Our pride and hope at break of dawn

O Sons and Daughters of Africa  
Flesh of the Sun and Flesh of the Sky  
Let us make Africa the Tree of Life

Workbooks available in this series:

- Home Language Grades 1-6 (In all official languages)
- Mathematics Grades 1-3 (In all official languages)
- Mathematics Grades 4-9 (In English and Afrikaans)
- Lifeskills Grades 1-3 (In all official languages)
- First Additional Language Grades 1-3 (Only in English)
- First Additional Language Grades 4-6 (In English)

ENGLISH First Additional Language – Grade 4, Book 1

**Revised and  
CAPS aligned**

**Grade 4**

**ENGLISH**

**First Additional Language**

**Book 1**

**Terms 1-2**



Name:

Class:




**basic education**

Department:  
Basic Education  
REPUBLIC OF SOUTH AFRICA

ISBN 978-1-4315-0198-4



Mrs Angie Motshekga,  
Minister of Basic Education



Dr Reginah Mhaule,  
Deputy Minister of Basic Education

*This workbook for English First Additional Language (FAL) is the newest addition to the Department of Basic Education's Rainbow Workbook Series.*

*The English First Additional Language books are an important enhancement of the series and support the Department's approach to additive bilingualism.*

*Many children start using their additional language, English, as the Language of Learning and Teaching (LoLT) in Grade 4. The switch from learning in their home language to learning in a second language means that children have to reach a high level of competence in English by the end of Grade 3 so that they are able to read and write well in English in Grade 4. The Rainbow Workbooks, in the eleven official languages from Grade 1 to Grade 6, help develop a strong literacy foundation upon which children can build in acquiring an additional language.*

*The new FAL workbooks start by constructing a sturdy oral foundation in Grade 1 to enable learners to read and write in English in Grades 2 and 3, and thereafter.*

*However, the school curriculum makes particular language demands, requiring learners to use a special style of language for learning purposes – for reading school texts, writing academic texts, listening to teachers and taking notes, doing group work, using charts and graphs, writing exams, and so on. We have attempted therefore to develop the learners' understanding and use of academic language (their Cognitive Academic Language Proficiency) so they are able to use the specialised language they will need when they use English to learn their other subjects.*

*We have built in many methods and techniques to help learners acquire the skills they need in the foundation and intermediate phases. We hope that teachers will use these as a springboard for innovation in their teaching of English. We hope also that the children will have as much joy in working through these workbooks as we had in preparing them.*

*We wish you well as you proceed to develop the language skills of your learners so that they learn English well enough to use it to learn their other subjects.*

## We, the people of South Africa,

Recognise the  
injustices of  
our past;

Respect those  
who have  
worked to build  
and develop our  
country;

Honour those  
who suffered  
for justice and  
freedom in our  
land;

Believe that South Africa belongs to all who live in it,  
united in our diversity.

We therefore, through our freely elected representatives, adopt this  
Constitution as the supreme law of the Republic so as to:

Heal the divisions of the past and establish a society based on  
democratic values, social justice and fundamental human rights;

Lay the foundations for a democratic and open society in which government  
is based on the will of the people and every citizen is equally protected by  
law;

Improve the quality of life of all citizens and free  
the potential of each person; and

Build a united and democratic South Africa able to take its  
rightful place as a sovereign state in the family of nations.

May God protect our people.

Nkosi Sikelel' iAfrika.  
Morena boloka setjhaba sa heso.  
God seën Suid-Afrika.  
God bless South Africa.  
Mudzimu fhatutshedza Afurika.  
Hosi katekisa Afrika





Grade **4**




First Additional Language  
**ENGLISH**

Term 1 & 2



This book belongs to:





# The things we do



## Theme 1: The things we do

## Term 1: weeks 1 – 4

### Weeks 1 - 2 Reading a story

#### 1 Mandu's running shoes 2

Prereading and prediction.  
Reads a story.  
Completes a comprehension based on the story.  
Vocabulary exercise based on the story.

#### 2 Mandu's Story 4

Discusses Mandu's Story.  
Identifies conventions on a book cover.  
Identifies the main character.  
Summarises the story.  
Writes words in personal dictionary.  
Writes a diary entry that retells the story.

#### 3 My story 6

Brainstorms for ideas to write a story.  
Writes ideas in a story planner.  
Writes then edits a first draft of a story.  
Writes final draft of the story.

#### 4 Countable and uncountable nouns 8

Introduction to countable and uncountable nouns.  
Sorts nouns into countable and uncountable categories.  
Asks questions starting with "how many" and "how much".  
Rewrites sentences in the past tense starting with "yesterday".  
Punctuation: full stop and capital letters.

#### 5 Why Mapula did not come to school 10

Prereads and predicts a story based on title and illustrations.  
Reads a short story and completes a comprehension.  
Sequences the events in the story.  
Writes the sequence using determiners (first, second, lastly).

#### 6 After the fire 12

Writes a role play based on the story.  
Plans to write the story using a mind map.  
Uses the mind map to guide an oral retelling of the story.  
Follows the writing process and retells the story in the past tense.  
Punctuation: sentence endings.  
Vocabulary: sound families (lt, ight, th, wh).  
Writes a congratulatory card for the main character in the story.

#### 7 Let's race 14

Past tense irregular verb race.  
Writes a paragraph in the past tense.  
Completes sentences using the past tense of the verb.  
Introduction to synonyms.

#### 8 Getting it right 16

Revises countable and uncountable nouns.  
Completes a cloze exercise to revise the past tense.  
Matches synonyms.

### Weeks 3 - 5 Reading information text

#### 9 Girl rescues her brother 18

Reads a newspaper article focusing on headline, by-line, introductory paragraph.  
Answers comprehension questions based on the article.  
Reviews the article to identify adjectives and the nouns they describe.  
Writes appropriate adjectives for pictures.  
Uses adjectives to form sentences.

#### 10 Best friends to the rescue 20

Reads a newspaper article focusing on headline, by-line, introductory paragraph, title of the newspaper, captions for illustrations.

Answers comprehension questions based on the article. Focuses on the heroine in the article.

Vocabulary: word families.

Speaking: interviews friends to find out who their heroes or heroines are. Completes a table based on their answers.

Writes a paragraph describing a hero or heroine.

#### 11 Writing a newspaper article 22

Uses a mind map to plan a newspaper article.  
Follows the writing process.  
Writes the article in the template provided.

#### 12 Getting it right 24

Introduction to the soft- and hard-C.  
Classifies C-words into hard and soft sounds.  
Uses C-words to form sentences.  
Abbreviations and acronyms.  
Identifies and uses verbs.

#### 13 Finding your way 26

Uses a simple map to give directions.  
Uses determiners such as first, second, third, lastly.  
Gives directions and identifies places on a simple map.

#### 14 It's happening right now 28

Introduction to the present progressive tense.  
Selects verbs to complete sentences in the present progressive tense.  
Matches antonyms.  
Joins sentences using the conjunctions – because, so that and but.

#### 15 Play the Tense Game 30

Plays a tense board game to practise the present progressive tense.

#### 16 Let's write a story 32

Uses a mind map to plan a story.  
Writes the story in a tear-out story template.

# 1 Mandu's running shoes



## Before you read

- Look at the pictures and headings and try to predict what the text will be about.
- Skim the page to see what you will read about.



## Let's talk

Look at the pictures and tell your friend what you think this story is about. How do you think the girl at the finish line feels?

Have you ever been in a race? How did you feel?



## Let's read

Mandu was in Grade 4 at Greenway Primary School in Durban. She was an excellent runner and she practised running every day. The children used to tease her because she did not have running shoes. She wished she had running shoes because her feet hurt, especially when the ground was hot. She also hated it when the children laughed at her.

One Saturday, Mandu took the money she had saved and went to the sports shop in town. She looked at the running shoes but felt very sad, because she did not have enough money to buy them.

Mrs Masondo, the owner of the shop, noticed the sadness in Mandu's eyes.

"If you win the race, I will let you have the running shoes for free," she said. "But if you don't win, you will need to pay for them," she added with a smile.

"Oh ma'am, thank you very much! I will practise every day and make sure I win," said Mandu gratefully.

And that was what Mandu did. She ran and ran until her legs ached. "I must keep going," she told herself. "I must not give up!"

The big day came, and Mandu was very nervous. When she went to the starting line, her heart was pounding.

But as soon as she began to run, she forgot her fear. She ran like the wind and crossed the finish line long before the other participants.

"I've won! I've won!" she shouted joyfully, looking down at her magic shoes, which now belonged to her.

Based on a short story published in *Stories that talk*, by the Department of Education and Heartlines.







## Let's write

Answer each of these questions.

Who was the story about?

What did she have that was special?

## WORD BOX

say

see

send

Sight words

Encircle the letter next to the correct answer. If you are not sure what the answers are, go back and read the story again.

What does this sentence tell us about Mandu?

"She ran and ran until her legs ached."

Why did Mandu say the shoes were magical?

A That she had pain in her legs.

A They encouraged her to practise.

B That she would never give up.

B They were a gift.

C That she needed shoes to run.

C Her feet no longer hurt.

Number the sentences from 1 to 5 to show the order in which things happened in the story.

Mrs Masondo gave Mandu running shoes.

Mandu did not have enough money to buy running shoes.

Mandu wished she had running shoes.

Mandu went to town to buy running shoes.

Mandu won the race.

Find words in the first paragraph that mean

very good

disliked



Teacher:  
Sign:  
Date:

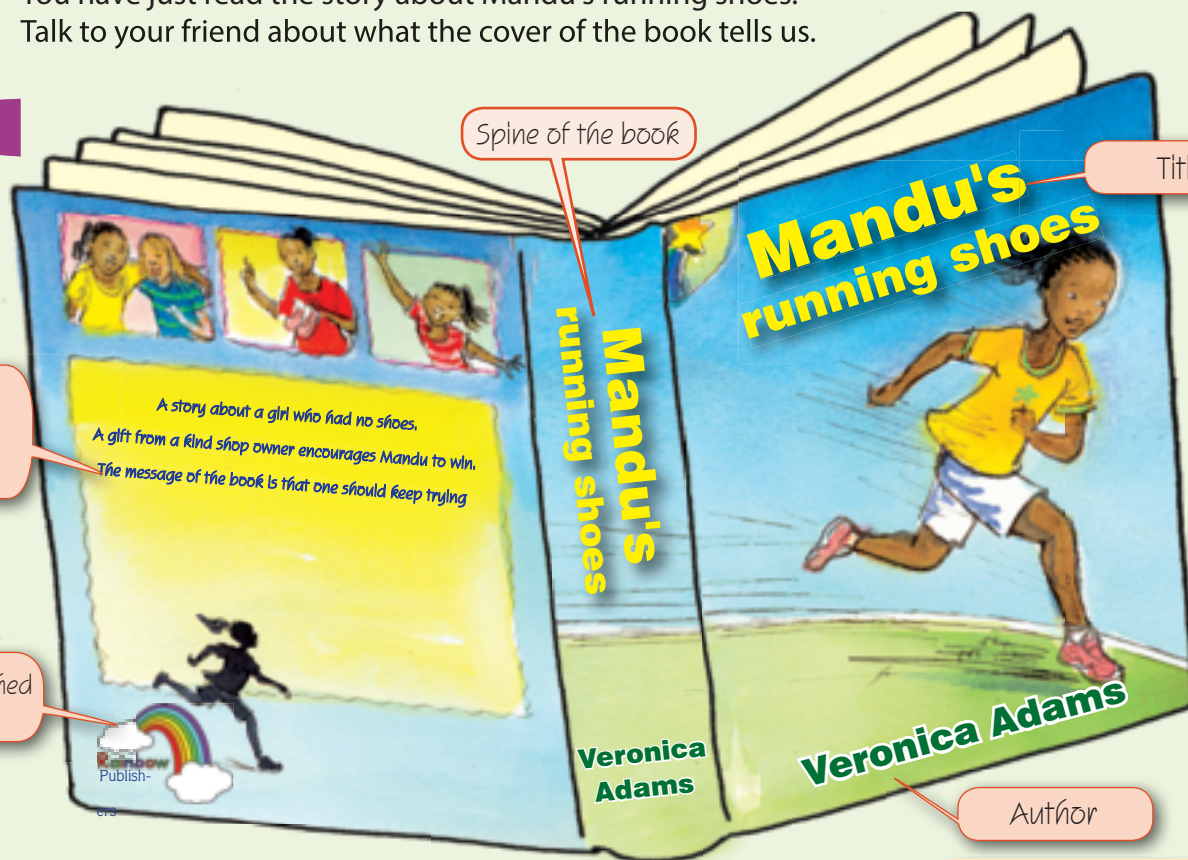


# 2 Mandu's story



Let's talk

You have just read the story about Mandu's running shoes. Talk to your friend about what the cover of the book tells us.



Spine of the book

Title

Blurb that tells us what the

Tells us who published

Veronica Adams

Veronica Adams

Author



Let's write

Now write about the book *Mandu's running shoes*.


Teacher's note

This exercise focuses on the characters and plot. It is presented in the form of a book review to teach the conventions on book covers and leads the learner to write a summary of the story in sequence.

|                            |  |
|----------------------------|--|
| Name of book               |  |
| Author                     |  |
| Main characters            |  |
| Publisher                  |  |
| What happens in the story? |  |
|                            |  |
|                            |  |
|                            |  |







Let's do

Make a congratulatory card for a person who has achieved success at something.

Write a special message on the front of the card, above the picture. Then write your friend a message inside.

NEW  
O  
R  
D  
S

Lined area for writing a special message on the front of the card.



Let's write

Imagine you are Mandu. Write a diary entry summarising what happened that day.



Dear Diary


Date

Lined area for writing a diary entry.



Teacher:  
Sign:  
Date:





# 3 My story



Let's talk

Everyone has a memory of a special achievement. It may be that your soccer team won a match, that you scored a goal or that you helped someone who needed help. Talk about your own special achievement.



- Use a mind map to help you to plan your writing.
- Write a rough draft.
- Ask a friend to edit the draft.
- Revise your text and make the necessary corrections.
- Then write it neatly in your book.

DATE



Let's write

Now use this planner to write short notes to plan your story.

1 What I achieved

2 How did I achieve it? What special training did I do?

3 How I felt when I succeeded

## I FELT GOOD

4 What message do I have for others?

Practice makes perfect







Let's write

Now use your mind map to help you write your story. Draw pictures in the spaces in the left hand column to illustrate your story.

NEW

ORDS

Heading:

What I achieved

How I achieved it


How I felt

What I learned

Teacher:

Sign:

Date:



# 4 Countable and uncountable nouns

What are **countable** nouns?

They are the names of things that we can count like animals and people. We use the words **many** or **some** or **a few** or **a lot of** with countable nouns.

What are **uncountable** nouns? Uncountable nouns are the names of things that cannot be counted like sand, water and salt. We use the words **much** or **a little** or **a lot of** with uncountable nouns.



Let's write

Look at the pictures. Decide whether you can count them or not. Then write the word under the correct heading.

Countable nouns

|  |  |
|--|--|
|  |  |
|  |  |
|  |  |

Uncountable nouns

|  |  |
|--|--|
|  |  |
|  |  |
|  |  |

Ask your friend about things in the classroom or at home. Ask questions starting with

How many ? or How much ?



Let's talk



Let's write

Rewrite these sentences, starting with **Yesterday**.  
Use these words to help you.

rode

looked

went

crossed

saw

took

He rides his bike.

Yesterday he

I see the broken glass.

Yesterday I

She takes his bike.

Yesterday she

She looks at the flat tyre.

Yesterday she

We cross the river.

Yesterday we



Let's write

Rewrite these sentences starting with a capital letter and ending with a full stop. Remember to use capital letters for all names.

mandu visited her cousin in durban in july

peter played soccer against Chiefs last saturday

on the last saturday in february we went to the zoo in pretoria

Teacher:  
Sign:  
Date:





# 5 Why Mapula did not come to school



Let's read

Look at the pictures and the heading. Talk about what you think the story is about. Read the story written by Mapula's 11-year-old friend. In her story, she explains why Mapula missed school today.

**Before you read**

- Look at the pictures and headings and try to predict what the text will be about.
- Skim the page to see what you will read about.



## Beginning of the story

Mapula did not come to school today. There was a big fire at her home. Mapula's family uses paraffin for cooking at home. They have a **red** paraffin stove. Mapula has a **young** brother, Thami, who never listens to anyone. Last night Thami played with the stove, even though it is not allowed. He also found the matches that someone had carelessly left lying around.

The **little** boy lit the stove and then, in his excitement, knocked the stove over onto the carpet. Soon the **small** room was on fire.

## Middle of the story

Luckily for Thami, Mapula carried him out of the house. She asked the **kind** neighbours to phone the fire brigade. They arrived very quickly, and they used their **long** hoses to put the fire out. Soon the whole house was filled with water and smoke.

The fire was put out before Mapula's **angry** parents came home. Everything in the room was burned, and Mapula was very sad because her favourite **baby** doll and her **beautiful** workbooks were also burned in the fire.

## End of the story

Today, Mapula helped her mother to clean their house. She hung all the **wet** blankets and curtains in the sun to dry. Meanwhile little Thami had been sent to preschool, so that he could stay out of trouble. Tomorrow Mapula will go back to school. Her mother will buy her a **new** school bag.



Let's write

The words in red are all adjectives. Underline the noun that each adjective describes.





### Let's write

Read the story again,  
and then answer these questions.

### WORD BOX

start

stop

take

tell

Sight words

Who started the fire?

How did the fire start?

List 3 things that Mapula did that shows she could think and respond quickly.

Now number the sentences from 1 to 5 to show the order in which things happened in the story.

|  |  |
|--|--|
|  | Mapula carried Thami out of the room.                |
|  | The whole room started to burn.                      |
|  | Thami found the paraffin stove and lit the stove.    |
|  | The fire brigade put the fire out.                   |
|  | The next day, Mapula and her mother had to clean up. |



### Let's write

Look at your numbered list and write the sentences starting with the following words. We call these words **determiners**. When you have completed this explain what you have written to your friend.

1. First

2. Then

3. After that

4. Then

5. Finally on the next day





# After the fire



Let's role play

Work with your friends to make up a role play about what happened at Mapula's house. Your role play must show that Mapula is a heroine.

Fill in this mind map to show what happened in the story. The story has a beginning, a middle and an end. Use your completed mind map to explain what happened.



- Use a mind map to help you to plan your writing.
- Write a rough draft.
- Ask a friend to edit the draft.
- Revise your text and make the necessary corrections.
- Then write it neatly in your book.

What happened?



The fire at Mapula's house

Who was involved?



Let's write

Who helped?

What can we learn from this story?



Let's write

Use your mind map to write a description of what happened that night. Write it in the past tense.







### Let's write

Use a question mark **?** or an exclamation mark **!** or a full stop **.**

Help, the house is on fire

Six strong firemen came to put the fire out

How did they put the fire out

Where was the fire

When was the fire



### Word work

Read the words and listen to the sounds.

Then use 5 of these words to make your own sentences in your exercise book.

belt

bright

that

they

who

melt

right

there

this

why

felt

fright

then

the

where



### Let's write

Imagine you are Mapula. Write a diary entry summarising what happened after the paraffin stove fell over.

Dear diary

Date: \_\_\_\_\_

---



---



---



---



---



---



---



---



---



---





# Let's race



Run a race. Read the present and past tense of each verb in the yellow track. Your friend must read the words in the blue track. See who wins. Then cover the past tense column and ask each other what the past tense of each verb is.



Fun

dig dug

draw drew

drive drove

eat ate

fall fell

feed fed

feel felt

find found

fly flew

get got

give gave

go went

grow grew

have had

hear heard

hide hid

give gave

go went

have had

keep kept

know knew

make made

pay paid

run ran

see saw

show showed

sit sat

sleep slept

speak spoke

stand stood

sweep swept

swim swam





Let's write

## It happened in the past


Write five sentences about what you did last weekend.

Then encircle all the past tense verbs.

|  |
|--|
|  |
|  |
|  |
|  |
|  |
|  |
|  |
|  |

Use the correct form of the verb to complete these sentences.

|                |   |
|----------------|---|
| go<br>went     | Yesterday I _____ to visit my friend.             |
| slept<br>sleep | Last Saturday I _____ at my cousin.               |
| sing<br>sang   | My sister _____ in the school choir last term.    |
| speak<br>spoke | Jabu _____ at our teacher's farewell last Friday. |
| ran<br>run     | We _____ in the 1000 metre race last Saturday.    |



**Synonyms** are words with similar meanings. The large elephant. The big elephant.

Encircle the words that mean the same as the first word in each row.

|           |            |          |            |
|-----------|------------|----------|------------|
| scared    | careless   | afraid   | frightened |
| walk      | run        | crawl    | stroll     |
| small     | tiny       | little   | large      |
| pretty    | attractive | plain    | beautiful  |
| favourite | best       | unlucky  | preferred  |
| big       | large      | enormous | soft       |

Teacher:  
Sign:  
Date:





# 8 Getting it right



Let's read

Look at the nouns in the table. On the left are the countable nouns, for which we say "How many?"; and on the right the uncountable nouns, for which we say "How much?".

We use **many** when we can count a noun.  
We use **much** when we can't count the noun.

| Countable nouns |         | Uncountable nouns |       |
|-----------------|---------|-------------------|-------|
| eggs            | bananas | sugar             | salt  |
| bags            | tables  | oil               | milk  |
| chairs          | desks   | coffee            | juice |
| pens            | cups    | cheese            | bread |
| books           | phones  | butter            | meat  |
| boys            | dolls   | water             | flour |
| girls           | bears   | sand              | rain  |



Let's write

Now fill in these words in the correct boxes.

|           |         |        |          |          |
|-----------|---------|--------|----------|----------|
| elephants | bread   | trains | shoes    | sand     |
| zebras    | oil     | grapes | lemonade | rain     |
| lions     | sauce   | beds   | butter   | children |
| snakes    | lions   | hats   | boxes    | teachers |
| sugar     | dresses | cheese | flour    | water    |

| Countable nouns |  | Uncountable nouns |  |
|-----------------|--|-------------------|--|
|                 |  |                   |  |
|                 |  |                   |  |
|                 |  |                   |  |
|                 |  |                   |  |
|                 |  |                   |  |
|                 |  |                   |  |
|                 |  |                   |  |





Let's write

Number the words in each column in alphabetical order.



NEW  
ORDS

|   |       |  |        |  |           |
|---|-------|--|--------|--|-----------|
|   | apple |  | best   |  | delight   |
| 1 | adapt |  | behave |  | destroy   |
|   | apply |  | behind |  | debate    |
| 2 | angry |  | betray |  | delicious |

### Remember

**Synonyms** are words with similar meanings.

**Antonyms** are words with the opposite meanings.

Match the words in the top row with their synonyms in the bottom row.

|           |        |       |             |           |
|-----------|--------|-------|-------------|-----------|
| beautiful | gentle | large | generous    | difficult |
| enormous  | pretty | soft  | complicated | kind      |

Help Jabu complete his diary by using the past tense of the words in brackets. Diaries are always written in the past tense.

Dear diary

I am back at school. We \_\_\_\_\_ (start) school last Tuesday.

We \_\_\_\_\_ (play) our first soccer match last weekend.

We \_\_\_\_\_ (win) the game 2-0.


Afterwards we \_\_\_\_\_ (eat) at the Kentucky. Our coach  
\_\_\_\_\_ (pay) for our supper. Then we \_\_\_\_\_ (drive)  
home.

Yesterday afternoon I \_\_\_\_\_ (swim) in the school gala.

I \_\_\_\_\_ (know) that we would win our races. When we  
\_\_\_\_\_ (take) our trophies to the school assembly everyone  
\_\_\_\_\_ (cheer).

It is great to be back at school!





# Girl rescues her brother



Let's talk

Look at the news article and talk about what you think the article will be about. Talk about what the headline, the picture and the caption tell us about the article. What information does the lead paragraph give us?




**Before you read**

● Look at the pictures and headings and try to predict what the text will be about. ● Skim the page to see what you will read about.



**While you read**

● Compare your predictions with what you read. ● If you don't understand a section, read it again slowly. Read it aloud.



Name of

**Kiddy News**

12 February 2015

## GIRL RESCUES THREE-YEAR-OLD

By Nicky Brown

Lead

Last night a **brave** school girl rescued her **three-year-old** brother from a **blazing** fire.

The fire started when a **broken** paraffin cooker fell onto a **thick** mattress and set their **small** house alight.

The **young** children were alone at home. **Quick-thinking** Mapula rushed out of the house carrying the **little** boy and called the fire brigade. Most of the family's possessions were lost in the fire. **Ten-year-old** Mapula said, "I am always a quick thinker. I am actually the fastest at mental maths at school!"



Brave Mapula Shabalala,  
Grade 4 pupil at Greenway  
Primary School



Let's write

Read the newspaper article and answer these questions. Discuss the answers.

|                                    |  |
|------------------------------------|--|
| What is the name of the newspaper? |  |
| What is the headline?              |  |
| What is the by-line?               |  |
| What is the date of the newspaper? |  |
| When did the fire happen?          |  |
| What caused the fire?              |  |
| Who is the article about?          |  |
| What did she do?                   |  |







Let's write

Looking at adjectives

## Describing things

You remember that nouns are naming words for people, places and things. Adjectives describe nouns. They give information about the person, place or thing.

They tell us how people look, how things feel, sound, or taste and they help to make your writing and speaking more interesting.

Look back at the words in bold in the newspaper article and the story on page 10. They are all adjectives describing nouns. Underline the nouns they describe. Use 8 of these words to form sentences. Write them in your exercise book.

Now write down adjectives that describe the following pictures.




Let's write

NEW  
WORDS



\_\_\_\_\_ book



\_\_\_\_\_ giraffe



\_\_\_\_\_ tortoise



\_\_\_\_\_ flower



\_\_\_\_\_ car



\_\_\_\_\_ cake



\_\_\_\_\_ dog



\_\_\_\_\_ building



\_\_\_\_\_ match



\_\_\_\_\_ weight



\_\_\_\_\_ jersey



\_\_\_\_\_ coffee



Let's write

Use four of the adjectives to form sentences.

Teacher:  
Sign:  
Date:





# Best friends to the rescue



Let's talk

Look at the newspaper article and talk about what you see. What does the headline tell us? What do the picture and caption tell us about the article?

Name of



## Before you read

- Look at the pictures and headings and try to predict what the text will be about.
- Skim the page to see what you will read about.



## While you read

- Compare your predictions with what you read.
- If you don't understand a section, read it again slowly. Read it aloud.

## DAILY NEWS

20 March 2015

# Schoolgirls save boy's life

By Silvia Hlongwane

**Two 9-year-old schoolgirls from Greenway Primary School rescued a 6-year-old boy who fell from a tree yesterday.**

Brenda Smith and her friend Mandu Shabalala were on their way home from their first aid class at Greenway Primary School. They discovered 6-year-old Benny Basson, who had fallen from a tree that he had climbed into to pick some fruit. The girls rushed to help him. Benny had knocked his head and was unconscious. He had also cut his arm and could have bled to death if the two girls had not stopped his bleeding. The girls

called for an ambulance and then managed to stop Benny's bleeding. Benny was lucky that the two girls were returning home from their first aid class and had their first aid boxes with them. They also had gloves, to protect themselves against possible HIV infection from handling another person's blood. They bandaged Benny's wound before the ambulance arrived.

Mrs Twala, the school principal, will be presenting the two girls with an award at the school assembly on Friday.

Join the Red Cross. Use your local telephone directory to find the number for your province.



Brenda Smith and Mandu Shabalala rewarded for bravery

Lead





### Let's write

Read the newspaper article again and then answer these questions.

What is the name of the newspaper?

Who wrote the article?

On what date did Benny fall from the tree? (Work it out from the story.)

Why did the girls need to use gloves?

Why was Benny lucky that the girls were returning from their first aid class?

NEW  
ORDS



### Let's write

Read the words and listen to the sounds.

Then use 5 of these words to write your own sentences in your exercise book.

about

make

tell

pack

line

where

out

cake

will

rack

mine

what

our

rake

sell

rock

time

why




### Let's talk

Talk to your friends about who their heroes or heroines are.

Write the information in this table. We have done an example for you.

|                            |                                    |  |  |  |  |
|----------------------------|------------------------------------|--|--|--|--|
| Name of friend             | Thandi                             |  |  |  |  |
| Your friend's hero/heroine | Anna Matlou                        |  |  |  |  |
| Why?                       | She won the African football award |  |  |  |  |





# 11 Writing a newspaper article



Let's write

Do you think the girls are heroines? Who is your hero or heroine? Write a short paragraph about him or her.



- Use a mind map to help you to plan your writing.
- Write a rough draft.
- Ask a friend to edit the draft.
- Revise your text and make the necessary corrections.
- Then write it neatly in your book.

---

---

---

---

---

---

---

---



Let's write

You are now going to write a newspaper article. What would you like to write about? Use this mind map to help you to plan your article.

What happened?

---

---

---

---

The headline of your article

---

---

---

---

When did it happen?

---

---

---

---

Where did it happen?

---

---

---

---

How did it end? What was interesting about it?

---

---

---

---





## Let's write

Now use your mind map to help you to write your newspaper article.  
Give your newspaper a name and make up a headline for your article.  
Draw a picture to illustrate your article.

NEW  
ORDS



Name of newspaper

Date

Headline

Illustrate your article

Teacher:

Sign:

Date:



12

## Getting it right



## Word work

Say what you see in each picture.

Listen to how you say the C-sound.

The first row has words with the hard C sound.

The second row has words with the soft C.

## The soft C

If you say these words aloud you will see that in the second row we pronounce the C like an S. We call this a **soft C**.


cat



cup



cap




Hard C

cell phone



circle



circus



Soft C

Read the words and listen to the C-sound.



circle

listen

race

mice



cell

circus

centre

place

ice

fancy

city

centipede

rice

juice

fence



Use five words from the word box to write five sentences. Read them to your friend.

|  |
|--|
|  |
|  |
|  |
|  |
|  |
|  |

Match these abbreviations with their meanings.





# Looking at verbs

Verbs are words that tell us what a person or a thing is doing.

The boy **kicks** the ball. The dog **barked** at the cat.

A verb is the most important word in a sentence; without it a sentence won't make sense.



Let's write

Encircle the verbs. They are the action words.

swim

run

clock

think

write

soccer

kick

grass

sneeze

take

tooth

boy

sleep

play

went

drive

like

smile

read

shine

game

go

rain



Let's write

Read the sentences and then underline all the verbs or doing words.

Then encircle the person or thing that is doing the action. These words will all be nouns.

|                                      |                                  |
|--------------------------------------|----------------------------------|
| Jabu ate a delicious cake.           | I baked a cake.                  |
| Mother made a hot cup of tea.        | We watered the beautiful garden. |
| The girl played on the new computer. | The dog chased the little cat.   |
| The boy kicked the red ball.         | A big dog barked at me.          |

Look back at the sentences and see if you can find the adjectives describing the nouns. Underline them in red.



Teacher:  
Sign:  
Date:



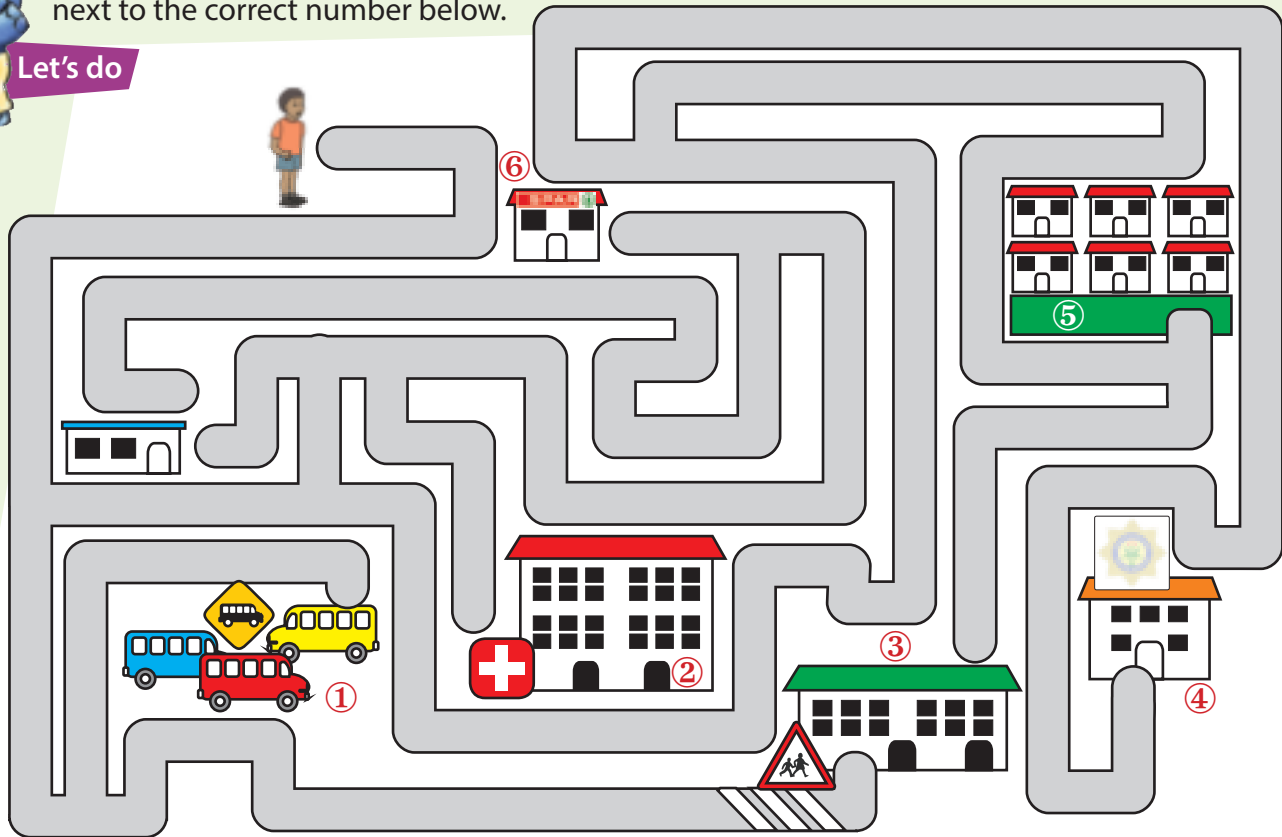


# 13 Finding your way



Let's do

Help Jabu to find his way to all six places marked on this map. Then fill in the names of each place next to the correct number below.



## Note

We have read different kinds of text that give us information. In this worksheet we obtain information from visual material.

①

③

⑤

②

④

⑥



Let's write

Now write sentences saying what places Jabu will pass on his way to school. Number your sentences. Use first, second, then and finally.

---

---

---

---

---

---

---

---

---

---






Let's talk

Look carefully at this map. What different places can you see? What are the names of the streets? Look at the compass. Use the compass to help you answer the questions.

NEW  
ORDS



Let's write

Encircle the correct word.

Hadebe Street is north/south of Mandla Street.

The school is north/south of Mandla Street.

The hospital is north/south of Hadebe Street.

Now fill in the correct answer.

Name the street the hospital is in.

Name the street the park is in.

Name the street the fire station is in.

Write three sentences about where things are on this map.

Teacher:  
Sign:  
Date:





# 14 It's happening right now



Let's write

Use these **verbs** to complete these sentences.  
All the verbs are in the continuous tense  
because the actions are happening now.

We call this the  
**present progressive tense**.

running

teaching

chasing


eating

sleeping

walking

making

1. The girl is  in the race.



2. The children are  to school.



3. The chef is  a cake.



4. The teacher is  the class.



5. The dog is  the cat.



6. They are  burgers



Draw a line to match these antonyms. Remember that **antonyms** are words with opposite meanings.

beautiful

clever

tall

thick

strong

stupid

ugly

weak

short

thin



## Let's write

Use the words in the middle column to join these sentences. Draw a line to connect the first part of each sentence in column A to the correct part in column B to form a complete sentence.

**NEW**  
**ORDS**

**A**

We could not swim

I was late for school

I was in trouble

He did not eat lunch

**Because** tells us the reason.

**because**

**B**

I missed the bus.

it was raining.

he was not hungry.

I did not do my homework.

**So that** tells us the purpose.

I left school early

I studied hard

We followed our friends

We walked quickly

**so that**

we did not get lost.

I could go to the doctor.

we arrived on time.

I could pass my test.

**But** shows us the contrast.

I studied hard

The cake looked delicious

We left early

I like reading

**but**

we still arrived late.

I failed my test.

I don't like writing.

I was not hungry.

Now join the sentences using either **because**, **so that** or **but**.

1. I like apples

2. I can't go to the shop

3. I am studying hard

4. I like netball

5. Read a book a week

I don't like pears.

I don't have money.

I pass my exams.

I don't like swimming.

you improve your reading skills.

1 but 2 because 3 so that 4 but 5 so that 6 because

Teacher:  
Sign:  
Date:



# 15 Play the Tense Game

## Rules

Past continuous

Present continuous

Flip a coin. Heads you move forward 2 places, tails you move forward only one place. If you land on a red block you will have to move back a few spaces or miss a turn.

Start your sentences using one of these words:

I ...

She

He ...

We

They ...

My friend ...

Example:

I am eating lunch

I was eating lunch

Play this game with your friend. Use the counters from the cut-out pages at the back of this book.







## Let's write

Now write sentences using these words.

Right now I am

Yesterday

Last weekend

At the moment he

In the December holidays she



Teacher: \_\_\_\_\_  
Sign: \_\_\_\_\_  
Date: \_\_\_\_\_





# Let's write a story


**DATE**


## Let's write

Who was involved?

The title of your story

What happened?

What happened next?

How did the story end?



## Let's write

Write your story on a piece of paper. It must have a beginning, a middle and an end. Ask your friend to help you correct it. Now you are going to make your own book. Cut out the next page of this book. Now write your story into the book.

## CHECK YOURSELF

| I CAN  | Y | N |
|--|---|---|
| predict what will happen in a story  |   |   |
| read a story with understanding  |   |   |
| complete a comprehension based on the story                                    |   |   |
| discuss the events and characters in a story                                   |   |   |
| sequence the events in the story   |   |   |
| write the sequence using determiners (first, second, lastly)                   |   |   |
| make up a role play based on the story   |   |   |
| retell the story   |   |   |
| identify the conventions on a book cover                                       |   |   |
| identify the main character  |   |   |
| summarise a story  |   |   |
| write a diary entry that retells a story                                       |   |   |
| brainstorm for ideas to write a story  |   |   |
| write ideas in a story planner   |   |   |
| write then edit a first draft of a story                                       |   |   |
| write a final draft of the story   |   |   |
| sort nouns into countable and uncountable categories                           |   |   |
| ask questions starting with "how many" and "how much"                          |   |   |
| rewrite sentences in the past tense starting with "yesterday"                  |   |   |
| use full stops and capital letters, question and exclamation marks             |   |   |
| recognise sound families (-lt, ight, the, wh)                                  |   |   |
| write a congratulatory card  |   |   |
| use past tense irregular verbs   |   |   |
| write a paragraph in the past tense  |   |   |
| complete sentences using the past tense of the verb                            |   |   |
| match synonyms   |   |   |
| read a newspaper article focusing on headline, by-line, introductory paragraph |   |   |
| answer comprehension questions based on the article                            |   |   |
| identify adjectives and the nouns they describe                                |   |   |
| identify the soft- and hard-c words  |   |   |
| use abbreviations and acronyms   |   |   |
| identify and use verbs   |   |   |
| use a simple map to give directions  |   |   |
| use determiners such as first, second, third, lastly                           |   |   |
| give directions and identify places on a simple map.                           |   |   |
| use the present progressive tense  |   |   |
| match antonyms   |   |   |
| join sentences using the conjunctions – because, so that and but               |   |   |

BACK COVER



ABOUT THE WRITER



Write your name

Your age

Where you live

8

Step 4: Cut on the solid line after you have stapled your book

COVER

Draw picture here.



Write the title of the book here.

Fill in your name (you are the writer).

1

Step 1: Fold on the dotted line


5



Continue with your story here.

Draw picture here.

4



Write the middle of your story here.

Draw picture here.

Draw picture here.

Draw picture here.

Start writing your story here.



Finish your story.



2

7

3

6

Continue with your story here.

Write what happens at the end of your story.

Draw picture here.

Draw picture here.





# 2

## Going places



### Theme 2: Animal tales

### Term 1 Weeks 5 – 10

#### Weeks 5 - 6 Stories

#### 17 The hare and the tortoise 36

Predicts story based on pictures.  
Reads a story.  
Comprehension exercise based on story.  
Sends an SMS summarising what happened in the story.  
Vocabulary exercise. Writes sentences to show the correct meaning.  
Forms the past tense by adding -ed.

#### 18 The animal race 38

Makes up a role play of what happened in the story.  
Retells the story in the correct sequence.  
Writes a diary entry in the past tense in you summarise the story.  
Writes sentences about what happened in the beginning, in the middle and at the end of the story.  
Writes the long form of given abbreviations.  
Selects three abbreviations and use them in sentences.

#### 19 Working with words 40

The soft C- and the hard C-sounds.  
Classifies words with into the hard and soft C sounds. Rewrites sentences starting with yesterday.  
Underlines the adjectives that describe the nouns.

#### 20 Join them up! 42

Forms compound words.  
Subject-verb agreement.  
Conjunctions using and, then and before.  
Connects sentences using conjunctions.

#### 21 The lion and the mouse 44

Prediction based on illustrations and headings.  
Reads a story.  
Comprehension based on text.  
Vocabulary: words ending in -ed.  
Role play to show what happened in the story.  
Retells the story in the correct sequence.

#### 22 The lion and the mouse 46

Tells the story about the lion and the mouse in the correct sequence.  
Matches the present tense words with the past tense words.  
Matches antonyms.  
Writes a thank you card.

#### 23 Planning a story 48

Plans a story using an illustrated template.  
Completes a mind map.  
Writes a story.

#### 24 Sometimes I... 50

Adverbs of time.  
Completes a quiz indicating how often he/she does these things.  
Writes sentences using information from the quiz.  
Matches adjectives with their antonyms.  
Fills in the missing words by looking at the pictures.

#### Weeks 7 - 8 Reading procedural text

#### 25 Making a fruit salad 52

Answers questions based on the recipe.  
Focus on verbs.  
Does exercise on plurals.

#### 26 Make a sandwich 54

Writes a recipe for a sandwich.  
Lists the ingredients and utensils.  
Writes the instructions. Numbers each step.  
Orally explains your recipe to partner.  
Subject verb agreement. Identifies the verbs in each sentence.  
Writes sentences in the past tense.

#### 27 Going visiting 56

Reads an informational story and answer the questions. Use a map to show the places and distances.  
Answer questions based on the map.

#### 28 It took five hours by train 58

Reads a train timetable.  
Answers questions based on the train timetable.  
Contractions and the apostrophe.  
Forms negative sentences.

#### Weeks 9 - 10 Pictures of poetry

#### 29 Little train on the track 60

Reads the poem aloud. Focus on rhythm and rhyme.  
Answers questions based on the poem.  
Identifies rhyming words.  
Writes a poem with rhyming pairs of sentences.

#### 30 Looking at language 62

Provides endings for sentences. Question, statement or command.  
Present and past tense concord.  
Describes pictures and writing sentences in the present tense.  
Uses the correct pronouns.

#### 31 Custard my pet dragon 64

Prediction and discussion of the poem based on the title and the pictures.  
Reads the poem aloud.  
Answers questions on the poem.  
Focuses on rhyme.  
Identifies the personal pronouns in sentences.  
Rewrites these sentences and replaces the nouns with pronouns.

#### 32 Writing your story 66

Plans a story.  
Uses a mind map. Writes and illustrates the story in a cut-out book.



# 17 The hare and the tortoise



Let's talk

Look at the pictures and talk about what you think this story is about.



Let's read

A long time ago, a hare and a tortoise lived in the green forest. The brown tortoise walked very slowly, and the hare always laughed at her. One day, the hare said to the tortoise, "Let's have a race." The tortoise agreed, and the hare laughed loudly. All the other animals came to watch the race.

The hare ran very fast and was soon far ahead of the tortoise. He looked back but he couldn't see the tortoise because she was far behind.

"The tortoise is very slow," thought the hare. "She'll take a long time to get here. I'm going to have a rest, and when I see her coming, I'll run quickly and win the race." The hare sat against the tree and rested.

Soon, he fell asleep. While he was sleeping, he heard the other animals cheering. He thought he was dreaming. But when he woke up, he saw the tortoise was near the finishing line.

The hare ran as fast as he could, but he couldn't catch up with the tortoise. The tortoise had already won the race.

## Before you read

- Look at the pictures and headings and try to predict what the text will be about.
- Skim the page to see what you will read about.



## While you read

- Compare your predictions with what you read.
- If you don't understand a section, read it again slowly. Read it aloud.

## What is a fable?

This story is a fable. Fables are very old stories that have a moral message. In most fables you will find animals that can speak.

Underline all the words in the story that end in -ed.





Let's write

Read the story again and then answer these questions.

Who won the race? Why?

Who came to see the race?

Where did the hare rest?

What was the moral lesson in this story?

# WORD BOX

always

laugh

when

brown

Sight words



Let's write

Imagine you are either the hare or the tortoise. Write an SMS in which you tell your friend what happened to you during the race.



Word work

Read these words. They sound the same, but they have different meanings. Select 3 pairs of words and write sentences in your exercise book to show their correct meaning.

|      |       |      |       |      |
|------|-------|------|-------|------|
| hair | stair | pair | where | its  |
| hare | stare | pear | wear  | it's |

Write the past tense for these words by adding **ed**.

|       |        |
|-------|--------|
| wish  | wished |
| brush |        |
| walk  |        |
| talk  |        |
| play  |        |
| punch |        |
| pack  |        |

Teacher:

Sign:

Date:



# 18 The animal race

DATE



Let's role play

Make up a role play to show what happened in the story about the hare and the tortoise. You need two characters: the hare and the tortoise.



Let's write



Tell your friend the story about the hare and the tortoise in the correct sequence. Tell him or her what happened at the beginning, in the middle and at the end of the story.



Let's talk



First

Second


Third

Lastly



Let's write

Now, imagine you are the tortoise. Write a diary entry describing what happened to you on that day. Your diary entry must be in the past tense. When you have done this, swop books with your friend and read his/her diary entry.







### Let's write

Write one sentence about what happened at the beginning, in the middle and at the end of the story about the hare and the tortoise.

At the beginning

|  |
|--|
|  |
|  |
|  |



In the middle

|  |
|--|
|  |
|  |
|  |



At the end

|  |
|--|
|  |
|  |
|  |



### Let's write

Write the long form of these words.

|       |  |
|-------|--|
| TV    |  |
| telly |  |
| phone |  |
| cm    |  |
| PC    |  |
| KZN   |  |



Now select 3 of the words and use them to write your own sentences.

|  |
|--|
|  |
|  |
|  |

|          |
|----------|
| Teacher: |
| Sign:    |
| Date:    |



# 19 Working with words

DATE

The soft C



The soft C works with e i y

Look at the hard and soft C  
Use these illustrations to help you work out when to use a soft C and a hard C.

The hard C



The hard C works with a o u

Look at these words. Say them aloud and work out which start with the **soft C-sound** and which start with **the hard C-sound**. Circle the **soft sounds in blue** and the **hard sounds in red**.



camera



coffee



cot



cents

mice



centipede



cake



centimetre

caterpillar



camel




cut



city



circle



face

Write the words in the correct boxes.

| Soft C |  | Hard C |  |
|--------|--|--------|--|
|        |  |        |  |
|        |  |        |  |
|        |  |        |  |
|        |  |        |  |





Let's write

Rewrite these sentences starting with **yesterday**.

I watch TV.

Yesterday

I play soccer.

Yesterday

I walk to school in the hot sun.

Yesterday

She bakes a cake.

Yesterday

The teacher talks to the class.

Yesterday



Underline the adjectives that describe the nouns. Then circle the nouns they describe.

The old lady walks with a crooked stick.

The shark has sharp teeth.

My younger brother is in Grade 1.

I live in a small pink house.

My older brother is in Grade 9.

He has a big dog with a long tail.

My little sister can crawl.

We ate a delicious cake.

Jason is a tall boy with blond hair.

Mary is a pretty girl.






# Join them up!



Let's write

Do these word sums. Connect the 2 nouns or naming words to form compound words.



rain + bow =

rainbow

moon + light =



snow + man =



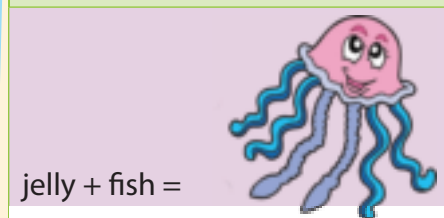
star + fish =



gold + fish =



tree + house =





jelly + fish =

cup + cake =



earth + worm =



spider + man =

rain + coat =



Circle the correct word in each sentence.

Brenda is/are learning first aid.

She is/are going to swimming lessons.

I is/am happy to be back at school.

Is/are you in Grade 4?








Let's write

Use the words in the middle column to join these sentences. Draw a line to connect the first part of each sentence in column A to the correct part in column B to form a complete sentence.



# WORD BOX

these

very

what

when

Sight words

## And tells us in addition

|                                 |     |                                |
|---------------------------------|-----|--------------------------------|
| I like apples, bananas          | and | netball.                       |
| I play both soccer              |     | pears.                         |
| I read the <i>King's wishes</i> |     | tea.                           |
| In the morning I drink juice    |     | <i>Jack and the beanstalk.</i> |

## Then tells us the sequence

|                             |      |                         |
|-----------------------------|------|-------------------------|
| First I do my homework      | then | I wash and go to bed.   |
| First I help my mother cook |      | I play with my friends. |
| First I feed my dog         |      | I set the table.        |
| First I have my supper      |      | I take it for a walk.   |

## Before shows what happened previously.

|                               |        |                         |
|-------------------------------|--------|-------------------------|
| I studied hard                | before | we came back to school. |
| We practised every day        |        | the exam.               |
| I had my breakfast            |        | the soccer match.       |
| I bought a new school uniform |        | I left for school.      |

Now join the sentences using either **and**, **then** or **before**.

|                             |  |                         |
|-----------------------------|--|-------------------------|
| 1. I like carrots, potatoes |  | pumpkin.                |
| 2. I must do my homework    |  | I play with my friends. |
| 3. I studied hard           |  | my exam.                |
| 4. First I cook my lunch    |  | I sit down to eat.      |
| 5. I enjoy singing, sewing  |  | swimming.               |
| 6. I did my homework        |  | I went to the beach.    |

1 and 2 before 3 before 4 then 5 and 6 then




# 21 The lion and the mouse



Let's talk

- Look at the pictures and tell your friend what you think the story is about.
- Who are the main characters?
- Why is the lion called the King of the Animals?

**Before you read**

- Look at the pictures and headings and try to predict what the text will be about.
- Skim the page to see what you will read about.

**While you read**

- Compare your predictions with what you read.
- If you don't understand a section, read it again slowly. Read it aloud.



Let's read

**The big lion and the tiny mouse**

One day a tiny mouse accidentally woke a sleeping lion. The lion growled and said, "Such a tiny mouse is waking me up. I will eat it for a snack."

He trapped the mouse's tail under his big paw.

"Oh no, Mr Lion," squeaked the mouse. "Please don't eat me. I am just a little mouse."

"You're right," growled the lion. "You are too small to fill my tummy."

"Thank you, Mr Lion," squeaked the mouse. "One day I will help you."

"Ha ha ha!" roared the big lion. "How can a tiny little mouse like you help a big, strong lion like me? I am the king of all the animals. I can help myself."

Not long after, the lion went for a walk. He walked into a hunter's net and was trapped. "Help!" he yelled. "I can't get out. I'm trapped!"

The tiny mouse heard the lion. He ran to the trap and said, "I'll help you!"

"You're too little to help me," growled the lion.

The little mouse began biting the net into small pieces. Soon the lion was out. He smiled gratefully and said, "You may be a little mouse, but you're a big help."



Underline all the words ending in -ed in the story.





### Let's write

Circle the letter next to the correct answer. If you are not sure what the answers are, go back and read the story again.

### WORD BOX

why

who

when

yes

Sight words

Why did the lion decide NOT to eat the mouse?

- A The mouse was too small to fill his stomach.
- B The mouse squeaked too much.
- C He knew the mouse would help him one day.
- D He knew he was going to be trapped.

What is the main message of this story?

- A Never eat mice.
- B Look before you are caught in a trap.
- C Even small creatures can help us.
- D Don't walk on a sleeping lion.

Why did the lion yell?

- A To make a noise.
- B To tell the mouse to go away.
- C To show his strength.
- D To get someone to come and help him.

What is the best title for this story?

- A How the mouse helped the lion
- B How the lion was trapped
- C Beware of lions
- D Never go near traps



### Word work

Read the words and listen to how the **-ed** at the end of the words sounds like a **t**.

|                  |                |                 |                  |                |
|------------------|----------------|-----------------|------------------|----------------|
| laugh <b>ed</b>  | walk <b>ed</b> | trapp <b>ed</b> | wash <b>ed</b>   | talk <b>ed</b> |
| squeak <b>ed</b> | danc <b>ed</b> | help <b>ed</b>  | promis <b>ed</b> | pick <b>ed</b> |



### Let's role play

Make up a role play to show what happened in the story about the lion and the mouse. You need three characters: the lion, the mouse and the hunter.

Tell your friend, in the correct sequence, what happened at the beginning, in the middle and at the end of the story.



### Let's talk

Teacher: \_\_\_\_\_  
Sign: \_\_\_\_\_  
Date: \_\_\_\_\_

# 22 The lion and the mouse



Let's talk

Tell the story about the lion and the mouse.  
Include at least one important event from the beginning, the middle, and the end of the story.



First

Then

Finally



Let's write

Draw a line to match the present tense words to the past tense words.

laugh

saw

draw

went

come

drew

see

is

looked

took

stopped

came

look

was

laughed

stop

go

take

Now select 3 pairs of words and use them to write six sentences in your exercise book.







Let's write

Please don't eat me, Mr Lion. I will help you one day.

You are a tiny little mouse. You can't help me.



Let's write

Write opposites or antonyms for each of the sentences.

The lion walked **quickly** under the **low** trees.

The mouse squeaked **loudly** and the lion growled **softly**.

It was a **hot** day and the **small** lion saw the **big** mouse.

The **little** lion was **weak** and the **huge** mouse was **strong**.

The lion was **light** and the mouse was **heavy**.



Fun

Write a thank you card to someone who has helped you. On the front of the card, write a short message. Inside the card, say how the person helped you.

THANK  
YOU

## WORD BOX

small  
little  
myself

Sight words

Teacher:  
Sign:  
Date:

# Planning a story



Let's write

Look at each of the pictures of the story. Write 3 sentences about each of the pictures. Plan your story in rough. Ask a friend to check it for you. You should also check your friend's plan.

DATE



- Use a mind map to help you to plan your writing.
- Write a rough draft.
- Ask a friend to edit the draft.
- Revise your text and make the necessary corrections.
- Then write it neatly in your book.

1

Blank lined area for writing.



2

Blank lined area for writing.



3

Blank lined area for writing.



4

Blank lined area for writing.



Now use your mind map to write your story neatly.

1



2



3



4



Teacher:  
Sign:  
Date:



# 24 Sometimes I ...




Let's talk

Complete this quiz indicating how often you do these things.

Read through the list in yellow and tick to show whether you do the activity **often**, **sometimes** or **never**. Ask your friend the same questions. Tick her or his responses in the blue column.

| How often do you __? | Write your name |           |       | Write your friend's name |           |       |
|----------------------|-----------------|-----------|-------|--------------------------|-----------|-------|
|                      | Often           | Sometimes | Never | Often                    | Sometimes | Never |
| Watch TV             |                 |           |       |                          |           |       |
| Go to movies         |                 |           |       |                          |           |       |
| Read                 |                 |           |       |                          |           |       |
| Play sport           |                 |           |       |                          |           |       |
| Work in the garden   |                 |           |       |                          |           |       |
| Clean the house      |                 |           |       |                          |           |       |
| Cook                 |                 |           |       |                          |           |       |
| Play computer games  |                 |           |       |                          |           |       |
| Listen to the radio  |                 |           |       |                          |           |       |
| Go to parties        |                 |           |       |                          |           |       |
| Go to the park       |                 |           |       |                          |           |       |
| Visit friends        |                 |           |       |                          |           |       |



Let's write

When you have completed the quiz answer the following questions.

|  |  |
|--|--|
| What activities do you <b>often</b> do?                |  |
| What do you <b>seldom</b> do?                          |  |
| What activities does your friend <b>often</b> do?      |  |
| What activities does your friend do <b>sometimes</b> ? |  |

Now write sentences using the answers you and your friend gave in the quiz.

My friend often , he/she sometimes   
and he/she never .

I never  but I often .

I sometimes  but I never .







Let's write

Where are these animals? Write a sentence saying where each animal is, using these words.

on

next to

behind

under

in front of

WORD BOX

into

kind

last

leave

Sight words



①



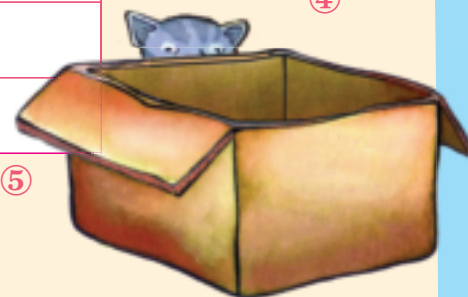
②



③



④



⑤

① The cat is under the box.

②

③

④

⑤

You will remember that antonyms are opposites.

Draw a line to match these adjectives with their acronyms.

untidy

unattractive

happy

slow

careful

sad

neat

pretty

reckless

fast



Fun

Now look at the pictures. They will help you to fill in the missing words in this story. All the missing words have a silent-e. We have done the first one for you.

I went



home

and closed the



I tripped over some



and then started to work in the garden.

I took the



and watered the



There were a few little




eating some



There was also a



under the bush.



Teacher:

Sign:

Date:





# Making a fruit salad

DATE



Let's read



## Recipe for a fruit salad

### Ingredients

- |           |                      |
|-----------|----------------------|
| 2 apples  | 2 teaspoons of sugar |
| 2 bananas | 1 pawpaw             |
| 1 orange  | 1 pineapple          |

### Method

1. **Peel** the apples and cut into cubes.
2. **Slice** the bananas.
3. **Peel** the pawpaw and cut into cubes.
4. **Peel** the pineapple and cut into cubes.
5. **Mix** the fruit in a bowl.
6. **Squeeze** the orange.
7. **Pour** the juice over the salad.
8. **Sprinkle** with sugar.



Let's write

What kind of writing is this recipe? Tick the correct box.

|                                  |                                 |   |
|----------------------------------|---------------------------------|---|
| <input type="checkbox"/> A story | <input type="checkbox"/> A play | <input type="checkbox"/> Instructional text |
|----------------------------------|---------------------------------|---|

Read the recipe carefully and answer these questions.

|  |  |
|--|--|
| How many bananas do you need?            |  |
| How many oranges do you need?            |  |
| How many teaspoons of sugar do you need? |  |



Work out what utensils you will need to make this recipe. Write them down.

|  |  |  |  |
|--|--|--|--|
|  |  |  |  |
|--|--|--|--|

- What kind of words does each instruction start with?
- What do you do after slicing the bananas?
- What do you do before sprinkling sugar onto the salad?
- What 2 things do you do to the pawpaw?



Let's talk





## Make a banana milkshake

Number these sentences from 1 to 5 to show the sequence we should follow when making a banana milkshake.

|  |   |
|--|---|
|  | Sprinkle a teaspoon full of sugar on top of the milk shake. |
|  | Pour the milk shake into a glass.                           |
|  | Put the banana into a blender.                              |
|  | Peel a banana.  |
|  | Put the ice cream into the blender.                         |



Read the instructions carefully and work out what ingredients and utensils you will need to make the milkshake.

| Ingredients: | Utensils: |
|--------------|-----------|
|              |           |
|              |           |
|              |           |



Fill in the correct words into these sentences.

must

should

have to

You \_\_\_\_\_ watch Takalani Sesame.

You \_\_\_\_\_ eat vegetables to stay healthy.

You \_\_\_\_\_ to go to school until you are 16 years old.

You \_\_\_\_\_ taste this new ice cream.

You \_\_\_\_\_ be on time because the bus leaves promptly.



Write the plurals of these words.

|       |  |        |  |
|-------|--|--------|--|
| boy   |  | banana |  |
| girl  |  | spoon  |  |
| apple |  | pen    |  |





# 26 Make a sandwich



DATE



Let's do

Write a recipe for your favourite sandwich.

Name of sandwich:



Write down what you will need.

| Ingredients | Utensils |
|-------------|----------|
|             |          |
|             |          |
|             |          |
|             |          |

Write down what you must do with the bread and filling. Number each step.

Eat and enjoy!



Let's talk

Explain your recipe to your friend.  
Say:

You must first ...

Then you must ...







Let's write

Underline **have** or **has** before the **verb**.  
Circle the verb or action word.

## Present perfect tense

We use the present perfect tense to show that an action happened at some time in the past.

We say

|                  |      |
|------------------|------|
| I, we, you, they | have |
| He, she, it      | has  |

1. I have finished my homework.

2. I have eaten my fruit salad.

3. She has read the book.

4. We have washed the dishes.

5. He has cleaned his room.

6. I have made my bed.

Fill in **has** or **have** and circle the verb.

1. He \_\_\_\_\_ eaten his lunch.

2. I \_\_\_\_\_ finished my homework.

3. She \_\_\_\_\_ cycled to school.

4. They \_\_\_\_\_ cleaned the classroom.

5. She \_\_\_\_\_ washed the dishes.

6. We \_\_\_\_\_ heard the story before.



Write sentences about what you have done so far today.

I have

I have

I have

I have

Teacher:  
Sign:  
Date:



# 27 Going visiting



Let's read

The Sekwati children visit their grandmother.

Read the story carefully, then answer the questions.

①

Sipho and his sisters Nomsa and Lerato live in Johannesburg. They are excited that they will be going by train to visit their grandmother on the farm.



I'm so glad we are going to grandma's house for the weekend.

I can't wait to milk the cows.

②



Oh mom, we will be fine.

You must make sure you have your sunblock and sun hats. The sun is very hot in Limpopo. Watch out if you go near the river. There has been a lot of rain and it may be deep.

③

They go to the station by taxi.



Come on. We must hurry so we don't miss the train!

④



Bye, mom! See you on Sunday night.

I can't wait to ride a horse.





Let's write

Read the cartoon story again and then answer the questions.



Who are the main characters in this story?

Where do they live?

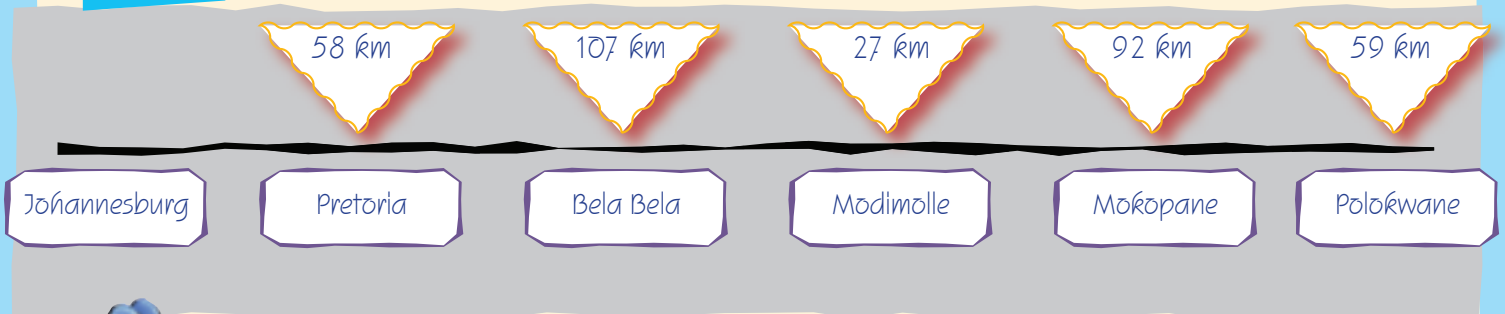
Where are they going?

What does their mother warn them about?



Let's read

Look at the map and point to the names of places and the distances between them.



Let's write

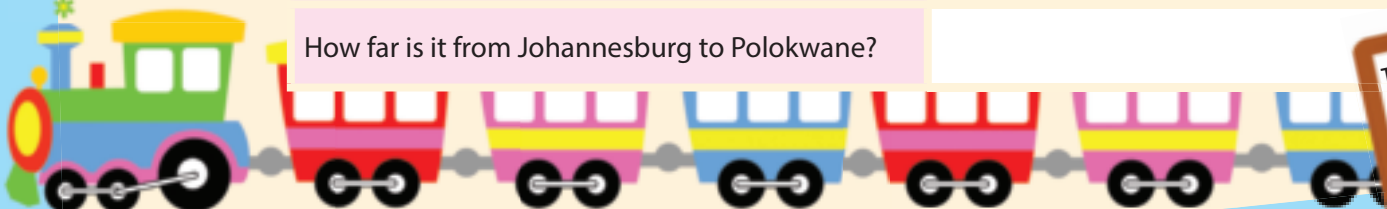
Now answer these questions.

How far is it from Johannesburg to Bela Bela?

How far is it from Modimolle to Mokopane?

How many places will the children pass on their trip from Polokwane to Johannesburg?

How far is it from Johannesburg to Polokwane?



Teacher: \_\_\_\_\_  
 Sign: \_\_\_\_\_  
 Date: \_\_\_\_\_





# It took five hours by train

DATE



Let's talk

Discuss the train timetable with your friend. Say where the trains go, at what time they depart, and how long each trip takes.

## Trains leaving from Johannesburg station Monday to Sunday

| Departure time | Leaving for | Arrival time | Departure time | Leaving for | Arrival |
|----------------|-------------|--------------|----------------|-------------|---------|
| 06:00          | Durban      | 14:00        | 05:30          | Polokwane   | 11:30   |
| 07:00          | Cape Town   | 19:00        | 07:00          | Durban      | 15:00   |
| 09:00          | Durban      | 17:00        | 08:00          | Cape Town   | 20:00   |
| 10:00          | Polokwane   | 14:00        | 09:30          | Durban      | 17:30   |
| 11:00          | Cape Town   | 23:00        | 10:00          | Cape Town   | 22:00   |



Let's write

Look at the train timetable again and then answer these questions.  
Circle the letter next to the correct answer.

How many trains leave for Durban every day?

A One

B Two

C Three

D Four

How many trains arrive after 17:00 every day?

A One

B Two

C Three

D Four

Complete the following table by filling in the arrival times of the trains.

| Destination               | Arrives at |
|---------------------------|------------|
| Second train to Polokwane |            |
| Third train to Cape Town  |            |
| Fourth train to Durban    |            |
| First train to Polokwane  |            |





only

open

over



## Let's match

Draw a line to match the contraction on the left with its long form on the right.

|         |
|---------|
| isn't   |
| aren't  |
| wasn't  |
| weren't |

was not

are not

were not

is not

The apostrophe (') is used in contractions in the place of a letter or letters: don't is short for do n(o)t. The apostrophe stands in the place of the o.



## Let's write

Use an apostrophe to shorten the underlined words, as in the example.


They were not late for school.

They weren't late for school.

He is not at school today.

We are not going to play soccer today.

She was not at school on Thursday.



Now circle the correct word and then make the sentences negative by using the contractions from the table. We have done one for you.

They is/are going by train.


They aren't going by train.

The children was/were at the farm.

Susan was/were lost in the mall.

He is/are riding a horse

We is/are happy to be back.



Teacher:  
Sign:  
Date:





# Little train on the track


DATE




Let's read

Read the poem aloud making train movements.

Tap your feet according to the beat or rhythm of the poem.



Then fill in a good title for the poem.



Little train, upon the track,  
Travelling to town and back.  
Stop for people on the way,  
Going shopping for the day.  
Wait for me, please do stop,  
I need to go to town to shop.  
Bring me back on the last train,  
Or even earlier if it starts to rain.

Adapted from ANA Grade 4  
Examination 2012.

Read the poem and then answer these questions.

Where does the writer want to go?

What will he or she do there?

The writer mentions 2 different return times. What are these?

How do we know the writer will not be alone on the train?

Find words in the poem that rhyme with these words.

| train | stop | way | track |
|-------|------|-----|-------|
|       |      |     |       |





Let's write

Read the following lines of a poem aloud and listen to the rhythm. Underline the last words of each sentence. Then complete writing the poem by selecting rhyming sentences from the pink box and writing them in the correct spaces in the poem.

NEW  
ORDS

We can have a lot of fun.

Two little bike boys in a row.

Will you come and play with me.

And then I must be home by five.

Little boy at the sea

On the beach and in the sun

We can swim and we can dive

On our bikes then home we go



Let's write

Now write your own poem with rhyming pairs of sentences. Write the poem in rough before you write it in your book.


Teacher: \_\_\_\_\_  
 Sign: \_\_\_\_\_  
 Date: \_\_\_\_\_



# 30 Looking at language

DATE



Let's write

Fill in the correct punctuation mark at the end of these sentences.



Say whether each is a question, a statement or an exclamation.

|  |  |
|--|--|
| Will you come with me to the beach     |  |
| I like apples, pears and bananas       |  |
| Do you like playing cricket            |  |
| Stop! Don't cross! The robot is red    |  |
| I always do my homework before playing |  |
| The train will come back at 7 pm       |  |
| Don't let the baby touch those pills   |  |



Let's write

Look at the words in the tense box. The words in red are in the past tense and the words in blue are in the future tense.

| Tense box           |                      |
|---------------------|----------------------|
| Past tense          | Present tense        |
| I <b>am</b>         | I <b>was</b>         |
| You <b>are</b>      | You <b>were</b>      |
| He/she/it <b>is</b> | He/she/it <b>was</b> |
| We/they <b>are</b>  | We/they <b>were</b>  |

Now look at the sentences below. Is the action in the sentence something that is happening now, or did it happen in the past? When you have decided, fill in the correct form of the verb to complete the sentence.

|             |   |
|-------------|---|
| was<br>were | We _____ at the stadium last Saturday.          |
| is<br>are   | She _____ at school now.                        |
| is<br>are   | We _____ skipping now.                          |
| is<br>was   | He _____ doing his homework now.                |
| am<br>are   | I _____ baking a cake.                          |
| is<br>are   | We _____ writing in our books now.              |
| was<br>were | They _____ in the Kruger Park for the holidays. |







Let's talk

Look at the pictures. All the actions are happening now in the present. All the action words or verbs end in **-ing**.

Tell your friend what is happening in each picture. Say: He is playing soccer now.



Let's talk

Now write sentences describing what is happening in each picture. Start with one of these pronouns. Look up the spelling of the **-ing** verbs if you need to.

**he she it they we**

|     |
|-----|
| 1.  |
| 2.  |
| 3.  |
| 4.  |
| 5.  |
| 6.  |
| 7.  |
| 8.  |
| 9.  |
| 10. |
| 11. |
| 12. |

Teacher: \_\_\_\_\_  
Sign: \_\_\_\_\_  
Date: \_\_\_\_\_





# Custard my pet dragon



Let's read

Before you read the poem, look at the title of the poem and at the pictures. Talk about what the poem will be about. Then read the poem aloud to feel the rhythm. Break up the bolded words into syllables.



## Belinda's pet dragon

Belinda lived in a small white house,  
With a little black kitten and a small grey mouse.  
And a fluffy yellow dog and a big, red wagon,  
And a **scratchy, scaly**, big, green dragon.

Custard the dragon had big sharp teeth,  
Spikes on top and scales **underneath**.  
A mouth like a **fireplace**, a **chimney** for a nose,  
And big sharp spikes all over his toes.

Adapted from Ogden Nash.



Let's write

Read the poem and then answer these questions.

What pets does Belinda have?

Find words in the poem that rhyme with these words.

| mouse | nose | teeth | wagon |
|-------|------|-------|-------|
|       |      |       |       |

Look at the poem and then underline all the adjectives used to describe her pets.

| pet    | Describing words |
|--------|------------------|
| dog    |                  |
| cat    |                  |
| mouse  |                  |
| dragon |                  |

Now say what words the writer uses to describe the following:

the dragon's nose

the dragon's mouth

the dragon's teeth

the wagon



Let's write

Now write a poem of your own. Write about a pet.  
First write some words to describe the pet and  
then some words that rhyme with them.

\_\_\_\_\_

\_\_\_\_\_

\_\_\_\_\_

\_\_\_\_\_

\_\_\_\_\_


\_\_\_\_\_

Words that  
describe my pet

|  |  |  |  |  |
|--|--|--|--|--|
|  |  |  |  |  |
|  |  |  |  |  |

Words that rhyme

Write your poem in rough and let your friend read it. Then  
after you have corrected it, write it neatly in the space below.



\_\_\_\_\_

\_\_\_\_\_

\_\_\_\_\_

\_\_\_\_\_

\_\_\_\_\_

\_\_\_\_\_

\_\_\_\_\_

\_\_\_\_\_

\_\_\_\_\_

\_\_\_\_\_



Let's write

Do you remember what personal pronouns are? Underline  
the personal pronoun in each of these sentences.

I am at school.

We are children.

She is a girl.

You are my best friend.

He is a boy.

They are lions.

It is an elephant.

We are eating our lunch.

**PERSONAL PRONOUNS**

|      |      |
|------|------|
| I    | me   |
| we   | us   |
| you  | you  |
| he   | his  |
| she  | her  |
| it   | it   |
| they | them |



Teacher: \_\_\_\_\_

Sign: \_\_\_\_\_

Date: \_\_\_\_\_



# Writing your story

DATE

What is my story about

Who are my characters?

Where does the story take place?

What happened in the story?

How does the story end?

Talk to your friend about a story you want to write.

Then fill in your ideas on this page.



Let's write

Make your own book. Cut out the next page of this book. Cut on the dotted lines. Fold the page on the lines. Write the title of the book on the cover. Put your name under the title, because you are the story writer. Draw a picture on the cover. Now write your story into the book.

## CHECK YOURSELF

| I CAN  | 😊 | 😞 |
|--|---|---|
| use conjunctions and, then & before          |   |   |
| use antonyms                                 |   |   |
| write a thank you card                       |   |   |
| use adverbs of time                          |   |   |
| match adjectives with their antonyms         |   |   |
| answer questions based on the recipe         |   |   |
| identify verbs                               |   |   |
| give plural forms                            |   |   |
| read a recipe                                |   |   |
| write a recipe                               |   |   |
| write the instructions                       |   |   |
| explain a recipe                             |   |   |
| ensure subject verb agreement                |   |   |
| write sentences in the past tense            |   |   |
| use a map to show the places and distances   |   |   |
| answer questions based on the map            |   |   |
| answer questions based on a timetable.       |   |   |
| form negative sentences                      |   |   |
| present a poem                               |   |   |
| answer questions based on the poem           |   |   |
| identify rhyming words.                      |   |   |
| write a poem with rhyming pairs of sentences |   |   |
| form questions, statements and commands      |   |   |
| ensure present and past tense concord        |   |   |
| use the present tense                        |   |   |
| using the correct pronoun                    |   |   |



## BACK COVER



### ABOUT THE WRITER

Write your name

Your age

Where you live

8

Step 4: Cut on the solid line after you have stapled your book

## COVER

Draw picture here.



Write the title of the book here.

Fill in your name (you are the writer).

1

Step 1: Fold on the dotted line

5

Continue with your story here.

Draw picture here.

7

Write the middle of your story here.

Draw picture here.

Draw picture here.



Start writing your story here.

---

---

---


---

2

3

Continue with your story here.

Draw picture here.



Draw picture here.



Finish your story.

---

---

---

---

7

9

Write what happens at the end of your story.

Draw picture here.



# 3

# People, creatures and the weather



## Theme 3: People and other creatures

## Term 2: Weeks 1 – 4

### Weeks 1 - 2 Stories

#### 33 Michael gets a pet 70

Reads a short story.  
Comprehension questions based on the story.  
Writes a diary entry to summarise the story in the past tense.  
Expresses feelings about the story.

#### 34 Planning to write a letter 72

Plans to write a letter to a friend about a pet.  
Brainstorms with friends and gather ideas.  
Writes ideas into mind map.  
Writes letter into template.

#### 35 More than one 74

Forms plurals  
Completes a card of proper nouns.  
Subject-verb agreement.  
Interviews friends and records answers.

#### 36 More about me 76

Uses a mind map to develop a description of a place.  
Uses the mind map to write letter giving a description about the place where he/she lives.

#### 37 The terrible twins 78

Discussion and prediction of story based on illustrations and headings.  
Reads a narrative text.  
Comprehension questions based on the story.  
Talks about an embarrassing moment.  
Role plays the story.  
Writes a story about her/his most embarrassing moment.

#### 38 The magic sentence-maker 80

Uses the magic sentence-maker to make sentences by selecting a subject, verb and object.  
Classifies words into proper and common nouns.  
Uses conjunctions to join sentences.

#### 39 Describing things 82

Uses adjectives to describe objects.  
Identifies adjectives and adverbs in sentences.  
Uses adjectives to write a description of his/her friend.  
Identifies prepositions.

#### 40 Nouns, verbs and adjectives 84

Identifies regular and irregular verbs in text.  
Finds verbs that end in -ed.  
Subject-verb agreement.  
Uses adjectives to complete sentences.  
Matches comparative adjectives and pictures.

### Weeks 3 - 4 Reading for Information

#### 41 It's second term 86

Reads a timetable and answers questions based on it.  
Word families and using the words to form sentences.

#### 42 Our busy week 88

Reads a poster advertising extra mural activities.  
Completes a timetable showing what she/he does after school.  
Designs a poster to advertise one of the activities that she/he does after school.  
Gives information: when, where and what time.

#### 43 What do insects look like? 90

Reads a poster advertising a school outing.  
Answers questions.  
Writes a diary entry describing an outing.

#### 44 Buying a backpack 92

Reads an advertisement and answers questions about it.  
Designs a poster to advertise something.

#### 45 Rain or shine 94

Reads a weather map and answers questions based on it.  
Presents a weather broadcast on TV describing a wather chart.  
Reads a chart showing rainfall for a period of 12 months. Answers questions based on the rain chart.

#### 46 It all depends on the weather 96

Keeps a weather chart for a week.  
Draws the symbol for each day and discusses weather with a friend.  
Extracts information from the weather chart. Tells his/her friend what the weather is for each place.  
Uses conjunctions and/because.

#### 47 Can you remember? 98


Revises the definite and indefinite article.  
Fills in articles to complete sentences.

#### 48 More about tenses 100

Uses will or am going to form the future tense sentences.  
Completes sentences in the simple present tense.  
Plurals of words ending in ch, sh, z and s  
Synonyms using a dictionary.  
Uses conjunctions to join sentences.  
Talks about collocations. Identifies the verb in each one.



# Michael gets a pet



DATE



Let's read

Michael begged his dad to let him have a guinea pig as a pet. His father said yes and made Michael promise that he would look after it.

"I will," promised Michael.

"Remember to be very careful with it and never pick it up by its tail."

"I won't," said Michael. "Will that hurt it?"

"Not only that," said his father solemnly. "Its eyes will drop out!"

"Really!" said Michael. He was astonished. "I'll be very careful then."

Michael made a bed of wood shavings for the guinea pig. He went to the pet shop and chose a brown guinea pig.



The pet shop owner said, "You can give him fruit, raw vegetables and cornflakes. Oh, and by the way, don't hold him up by his tail or his eyes will fall out."

"I know that," said Michael. On the way home he wondered how a guinea pig's eyes could fall out.

Carefully he picked up the small animal and looked at its face. Its eyes seemed quite ordinary and normal. He was very careful and felt a little scared in case he touched its tail by accident. Where was this dangerous tail?

He looked at the guinea pig carefully. He couldn't find any tail at all!

At last, Michael ran inside the house. "There is something wrong with my guinea pig," he said to his mother. "It doesn't have a tail!"

His mother laughed and laughed.

"Guinea pigs don't have tails," she said. "It's an old joke".

"You were all teasing me," said Michael, feeling a little foolish. But then he managed to laugh at himself, and lovingly carried his pet back to its new home to play with it.

*Adapted from ANA exemplars.*



## Before you read

- Look at the pictures and headings and try to predict what the text will be about.
- Skim the page to see what you will read about.



## While you read

- Compare your predictions with what you read.
- If you don't understand a section, read it again slowly. Read it aloud.







Let's write

NEW  
WORDS

Who is the main character in this story?

What pet does he have?

What promise did he make to his father?

What joke did his father make about guinea pigs?

Why was it funny?

Imagine you are Michael. Write a diary entry summarising what happened that day.  
Say how you felt when you received your new pet.

Dear Diary

Date

Teacher:  
Sign:  
Date:





# 34 Planning to write a letter

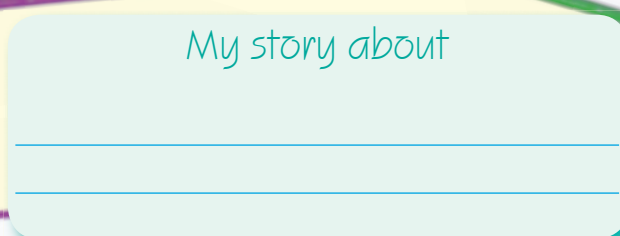
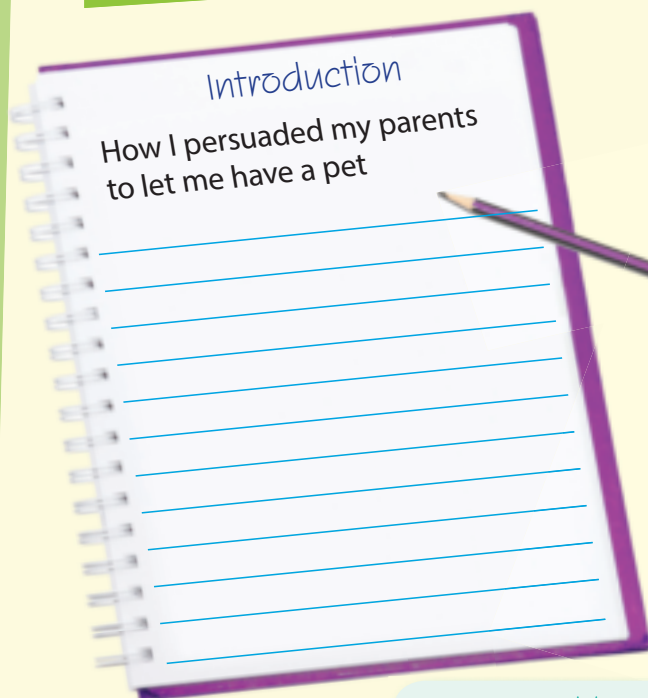
DATE



Let's write

Now plan to write a letter to tell your friend about your own pet. If you don't have a pet, write about Michael's pet.

Talk to your friends and list your ideas on this mind map.







# More than one







DATE



Let's write

When a word ends in **ch**, **sh**, **z** or **s** we add **-es** to form its plural.

Write the plurals of these words.

|  |  |   |
|--|--|---|
| <p>One bunch</p>  <p>Two _____</p>  | <p>One bush</p>  <p>Two _____</p>  | <p>One coach</p>  <p>Two _____</p> |
| <p>One match</p>  <p>Two _____</p> | <p>One branch</p>  <p>Two _____</p> | <p>One dish</p>  <p>Two _____</p> |

Fill in this card about yourself. All the answers are proper nouns and must start with a capital letter.

## Looking at proper nouns

The names of people, places, months and days are all proper nouns and they always start with a capital letter.

| All about me                                |  |
|---|--|
| What is your name?                          |  |
| Where were you born?                        |  |
| In what month is your birthday?             |  |
| What is the name of your school?            |  |
| In which province do you live?              |  |
| What is the name of your favourite cousin?  |  |
| What are the names of some of your friends? |  |
| What is your class teacher's name?          |  |
| What is the name of your favourite book?    |  |
| What is your favourite TV programme?        |  |
| What country would you like to visit?       |  |







Let's write

Encircle the correct word.

It **is/are** sunny today.

She **is/are** flying a kite in the wind.

The children **is/are** at sports.

The girl **is/are** running home before the storm.

He **is/are** hot and **is/are** going to swim in the river.

It **is/are** cold today, so we will sit at the fire.



**N E W**  
**O R D**  
**S**



Let's write

Think about what your favourite things are, and write them in the different columns of the table. Now ask two friends what their favourite things are, and write their answers in the table as well.

| What is your                | favourite day of the week? | favourite sport or game? | favourite book? | favourite food? | favourite radio or TV programme? |
|-----------------------------|----------------------------|--------------------------|-----------------|-----------------|----------------------------------|
| My name _____               |                            |                          |                 |                 |                                  |
| My friend's name _____      |                            |                          |                 |                 |                                  |
| Another friend's name _____ |                            |                          |                 |                 |                                  |



Sign: \_\_\_\_\_  
Date: \_\_\_\_\_





# More about me

DATE

Describe the place where you live. Fill the details in on the mind map.



Let's talk

Languages I speak

Type of weather

Capital of my province

Province

Favourite sports teams

My school

Animal life

Favourite foods



Let's write

Write a letter to a friend in another province. In your letter describe yourself and also the place where you live. Use the information you wrote in the above mind map.



- Use a mind map to help you to plan your writing.
- Write a rough draft.
- Ask a friend to edit the draft.
- Revise your text and make the necessary corrections.
- Then write it neatly in your book.





# WORD BOX

soon

stand

such

sure

Write your address here.

\_\_\_\_\_

\_\_\_\_\_

\_\_\_\_\_

\_\_\_\_\_

Write the date here.

Write a suitable greeting or salutation.

\_\_\_\_\_

\_\_\_\_\_

\_\_\_\_\_

\_\_\_\_\_

\_\_\_\_\_

\_\_\_\_\_

\_\_\_\_\_

\_\_\_\_\_

\_\_\_\_\_

\_\_\_\_\_

Write your ending here.

Write your name here.



Teacher: \_\_\_\_\_

Sign: \_\_\_\_\_

Date: \_\_\_\_\_





# 37 The terrible twins



Let's talk

- Look at the pictures. Try to work out what this story will be about.
- Have you ever done something that embarrassed you? What was it?



Before you read

- Look at the pictures and headings and try to predict what the text will be about.
- Skim the page to see what you will read about.



While you read

- Compare your predictions with what you read.
- If you don't understand a section, read it again slowly. Read it aloud.



Let's write

Who are the characters in this story?

Why were they embarrassed?

What mistake did they make?

Did you know?

Did you know that 1 April is called **April Fools' Day**. On this day, people play tricks on each other.



Let's read

Now read the story about the funny twins. Look out for all the verbs in the past tense. Use a red pen to underline the verbs ending in -ed and a blue pen to underline the irregular verbs such as "took".

It was 1 April. Todd and his twin brother Ted woke up early, washed, brushed their teeth and dressed for Comic Day at their school. Comic Day is a fun day when children wear their funniest clothes to make everyone laugh. The twins were very excited. They looked in the mirror and giggled.

"We will be the funniest in the whole school," Todd said to Ted.

The twins put some slime on their hair. Todd painted his face. He dressed in green and he wore a green hat. Ted wore a gorilla mask. Eventually after an hour of dressing, the twins walked to school. Everyone stared and pointed at them. The dogs chased them.

When they arrived at school they realised they had the wrong date. They were the only kids who were dressed up. Why? Comic Day was only on 5 May. More than a month away! The children laughed. Some of them took photos of the twins on their cell phones.

Even their teachers laughed. Their teacher asked if it were an April Fool's joke – but it wasn't!

The twins felt embarrassed at first. Then they saw what a funny mistake they had made and they also started laughing.







### Let's talk

Talk about your most embarrassing moment.  
What did you do? How did you feel?

Write a story about your most embarrassing moment.  
Say what you did that caused you to be embarrassed.



### Let's write



- Use a mind map to help you to plan your writing.
- Write a rough draft.
- Ask a friend to edit the draft.
- Revise your text and make the necessary corrections.
- Then write it neatly in your book.

Title:

My most embarrassing moment was when I

Then I

Finally



### Let's role play

Do a role play about Todd and Ted's most embarrassing day.

Teacher:  
Sign:  
Date:





# The magic sentence-maker

**D A T E**

**Let's write**

Use the magic sentence-maker to make as many different sentences as you can.

## MAGIC SENTENCE-MAKER

| SUBJECT    | VERB   | OBJECT           |
|------------|--------|------------------|
| I          | bake   | the car.         |
| You        | run    | a race.          |
| He         | wash   | a dress.         |
| She        | attend | a book.          |
| It         | buy    | supper.          |
| We         | eat    | the bus.         |
| You        | do     | a plane ticket.  |
| They       | watch  | the window.      |
| Bongi      | play   | a jersey.        |
| Ann        | knit   | bread.           |
| Peter      | sew    | a picture.       |
| Mr Smith   | paint  | an exam.         |
| Mrs Setati | fix    | a netball match. |
| My teacher | read   | a soccer match.  |
| My mother  | write  | a school play.   |
| My sister  | stop   | homework.        |
| My brother | enjoy  | the holiday.     |
| The nurse  | answer | the phone.       |



Select a subject, verb and an object.

*I wrote a school play.*

Remember to add an **s** to the verb if it follows he, she, it, or a singular subject.

Make sure you use the correct form of the verb if the sentences is in the past tense.

Write some sentences of your own.

| Subject | Verb | Object |
|---------|------|--------|
|         |      |        |
|         |      |        |
|         |      |        |
|         |      |        |





Let's write

## Nouns, verbs and adjectives

Underline the proper nouns. They will probably be the names of persons, places, days or months. Then write the nouns in the correct columns. Write the common nouns in the second table.

NEW  
ORDS




| Proper nouns |       |      |
|--------------|-------|------|
| Person       | Place | Time |
|              |       |      |
|              |       |      |
|              |       |      |
|              |       |      |

| Common nouns |       |
|--------------|-------|
| Thing        | Thing |
|              |       |
|              |       |
|              |       |
|              |       |

Fill in one of these words to join the sentences:



|                                       |  |                           |
|---------------------------------------|--|---------------------------|
| 1. We ate our lunch                   |  | going to soccer practise. |
| 2. I support Chiefs                   |  | I prefer Pirates.         |
| 3. I like reading <i>Harry Potter</i> |  | the <i>Charlie</i> books. |
| 4. We always do warm up exercises     |  | we play rugby.            |
| 5. We usually train in the gym        |  | we go onto the field.     |
| 6. I do my homework and               |  | I watch TV.               |
| 7. I missed the bus and               |  | I was late for school.    |
| 8. He studied hard for his test       |  | he did not pass it.       |





# 39 Describing things

DATE



Let's write

Look at these pictures and then fill in adjectives to describe them. Remember, adjectives are descriptive words. Use some of these words to help you.

expensive

beautiful

kind

ugly

tall

fat

slow

shiny

pretty

gleaming

friendly

helpful

new

clever

fast

bright

silly















Now underline each of the adjectives in these sentences.  
Circle the nouns they describe.



Let's write

I am a very tall girl with short black hair.

I live in a small house in a quiet street in Soweto.

My mother put bright blue bows in my long hair.

Johannesburg has big houses and pretty gardens.



Let's write

Lastly write a description of your best friend.

Use adjectives to describe her/him.





Now circle the correct word.

They is/are at school.

She is/are running.

He is/are reading.

The children is/are at athletics.

Mandu is/are the winner.

Mrs Masondo is/are kind.

**Remember!**

- We use **is** if we are referring to **one** person. We use **are** if we are referring to **two** or **more** people.



**Fun**

Talk about these pictures and then draw a line from the word to the correct picture.



upside down

inside out

head over heels

forward

backward

downward

upward

back to front



Teacher:  
Sign:  
Date:





# Nouns, verbs and adjectives

DATE



Let's write

Circle the correct form of the verb in each of these sentences.

I am/is looking forward to Comic Day this year.

Nana and Susan is/are in Grade 4.

They was/were in Grade 3 last year.

They is/are going to town today.



## Adjectives

Fill in the missing adjectives. We have given some words to help you.

hotter

oldest

newest

youngest

biggest

young


taller



hottest




old



younger



youngest



tallest



Pack all the words into the correct boxes.  
We've done the first ones for you.

|           |           |           |         |
|-----------|-----------|-----------|---------|
| milk      | dog       | sit       |         |
| farmer    | she       | garden    | eggs    |
| Jabu      | ice cream | delicious | sweet   |
| wonderful | small     | goat      | woollen |
| cheese    | nest      | laid      | made    |
| Mandu     | hat       | play      | bird    |
| tractor   | drive     | blue      | grapes  |
| boy       | you       | they      | grow    |
| ship      | good      | horse     | dress   |
| eat       | wheat     | juice     | coat    |
| we        | crows     | wool      | it      |

## ADJECTIVES

sweet

## PRONOUNS

he

## NOUNS

tractor

## VERBS

grow

Use one word from each box to write your own sentences.

|  |
|--|
|  |
|  |
|  |
|  |
|  |
|  |
|  |
|  |

|          |
|----------|
| Teacher: |
| Sign:    |
| Date:    |





# 41 It's second term

DATE



Let's talk

Look at the picture and talk about what you see.



Let's read

## Welcome back!

The bell rings. Today is 7 April, and the children are very excited to be back at school after the holidays.

"Welcome back," says Mrs Smith.

"Let's look at the timetable on the wall so that you can select your after-school activities," she says.



### Before you read

- Look at the pictures and headings and try to predict what the text will be about.
- Skim the page to see what you will read about.



### While you read

- Compare your predictions with what you read.
- If you don't understand a section, read it again slowly. Read it aloud.

### Reading Tables

## Second Term Timetable

| Day       | Time  | Activity           | Place                    |
|-----------|-------|--------------------|--------------------------|
| Monday    | 14:00 | Netball            | Netball field            |
|           | 14:30 | Soccer             | Soccer field             |
| Tuesday   | 13:30 | Choir practice     | School hall              |
|           | 13:30 | First aid training | School hall              |
| Wednesday | 14:00 | Soccer             | Soccer field             |
|           | 15:00 | Drama club         | School hall              |
| Thursday  | 14:00 | Netball            | Netball field            |
|           | 15:00 | Gardening club     | Garden                   |
| Friday    | 14:00 | Swimming           | Municipal pool           |
|           | 14:00 | Athletics          | Soccer field             |
| Saturday  | 09:00 | Computer Club      | University computer lab. |





Let's write

Read the words and listen to the sounds.  
Then use 5 of these words to write your own sentences in your exercise book.

|        |       |       |          |         |
|--------|-------|-------|----------|---------|
| school | neat  | there | children | going   |
| good   | clean | that  | chair    | coming  |
| book   | lean  | this  | teacher  | singing |

## WORD BOX

ran

read

red

ride



Let's read

Read the story and the timetable, look at the picture and then answer these questions.

What posters can you see on the classroom wall?



What sports can you play on Monday?

When does the gardening club meet?

Can you sing in the choir and do first aid as well? Why? Why not?

What activities happen outside of the school?

When does more than one activity take place in the school hall at the same time?

What activity takes place on Saturday? Why do you think this happens on the weekend?




Teacher:

Sign:

Date:



# Our busy week

DATE

Read the poster. What information does it give? Look at the different sizes of the fonts.



Let's read

What activities do you have at school? Do you have any activities outside school? What are they? What activities would you like to do?



Let's talk

## ENJOY After-School Fun

soccer

netball

drama

chess

choir

athletics

computers

gardening

Register now for an after-school activity.

For more information speak to your class teacher.

Learn skills!

Enjoy yourself!

Stay healthy!

Make friends!



Let's write

Fill in the timetable to show what you do after school.

Timetable

| Day       | Time | Activity | Place |
|-----------|------|----------|-------|
| Monday    |      |          |       |
| Tuesday   |      |          |       |
| Wednesday |      |          |       |
| Thursday  |      |          |       |
| Friday    |      |          |       |





Let's do

Now make a poster to advertise one of the activities that you do after school. Give all the important information including **when**, **where** and at **what time**. Draw a picture to attract attention. Use interesting handwriting.



- Use a mind map to help you to plan your writing.
- Write a rough draft.
- Ask a friend to edit the draft.
- Revise your text and make the necessary corrections.
- Then write it neatly in your book.



#### Note to teacher

Let learners prepare a rough draft before writing in their book.







# What do insects look like?

DATE



Let's read

## Are you coming too?

New Town Primary School Environmental Club

Dear Grade Fours

If you would like to learn more about animals and insects,  
join the Environmental Club!

### What's happening these holidays?

A special insect-spotting trip is planned for the  
July school holidays.



Come and discover the bees and the butterflies,  
the ants, the ladybirds and the grasshoppers in the  
Green Valley Gardens.

Time: 09:00–16:00


Date: Wednesday, 6 July

Place of departure: The Grade 4 D classroom

You must bring:

-  your own lunch and drink
-  pen, notebook, sun hat and a camera if you have one.

**DON'T BUG THE BUGS!**







Let's write

Read the poster again and then answer these questions.

Blank lined paper for writing answers.

What trip were the Grade 4 children invited to go on?

On what day and at what time will the trip start?

What must the children bring with them?

Which headings attract your attention?

What do the pictures tell us?



Let's write

Imagine you were on the trip to the Green Valley Gardens. Write a diary entry describing your visit. Say what you saw and what you did.

Large lined area for writing a diary entry.

Teacher:  
Sign:  
Date:



# 44 Buying a backpack



Let's read

All kids need a

## **HOLD-IT-ALL** backpack

Are you going on a school trip?

Use the backpack made for kids!

Carry your things safely and in style.

Made of non-tear polyester, nylon and canvas,  
this backpack is made to last.

Keep your books, pens, lunch pack etc. organised and hidden  
in the **HOLD-IT-ALL**. It has hidden pockets and  
special compartments to keep your cell phone and money safe.  
Zipper locks keep items as safe as a bank.

It has large wheels so you don't need to carry the bag on  
your back.

Prices range from R70 to R100.

Available at a shop near you.

Everyone wants a **HOLD-IT-ALL** backpack –  
so get yours before it's too late!





### Let's write

Circle the letter next to the correct answer. If you are not sure what the answers are, go back and read the advertisement again.

**N E W**  
**O**  
**R**  
**D**  
**S**

| What product is being advertised? |            |
|-----------------------------------|------------|
| A                                 | cell phone |
| B                                 | back pack  |
| C                                 | lunch pack |
| D                                 | pens       |

| Who is this advertisement aimed at? |                 |
|-------------------------------------|-----------------|
| A                                   | old people      |
| B                                   | school children |
| C                                   | teenagers       |
| D                                   | mothers         |

| Which of these is NOT mentioned in the advertisement? |                                |
|---|--------------------------------|
| A   | It has wheels.                 |
| B   | It has hidden pockets.         |
| C   | It is made of a strong fabric. |
| D   | It is colourful.               |

| What does "get yours before it's too late" mean? |                                    |
|--|------------------------------------|
| A  | They may sell out quickly.         |
| B  | They are very cheap.               |
| C  | Everyone should have one.          |
| D  | You need one before school starts. |




### Note to teacher

Let learners design their poster on rough paper and then write the final version in their books.



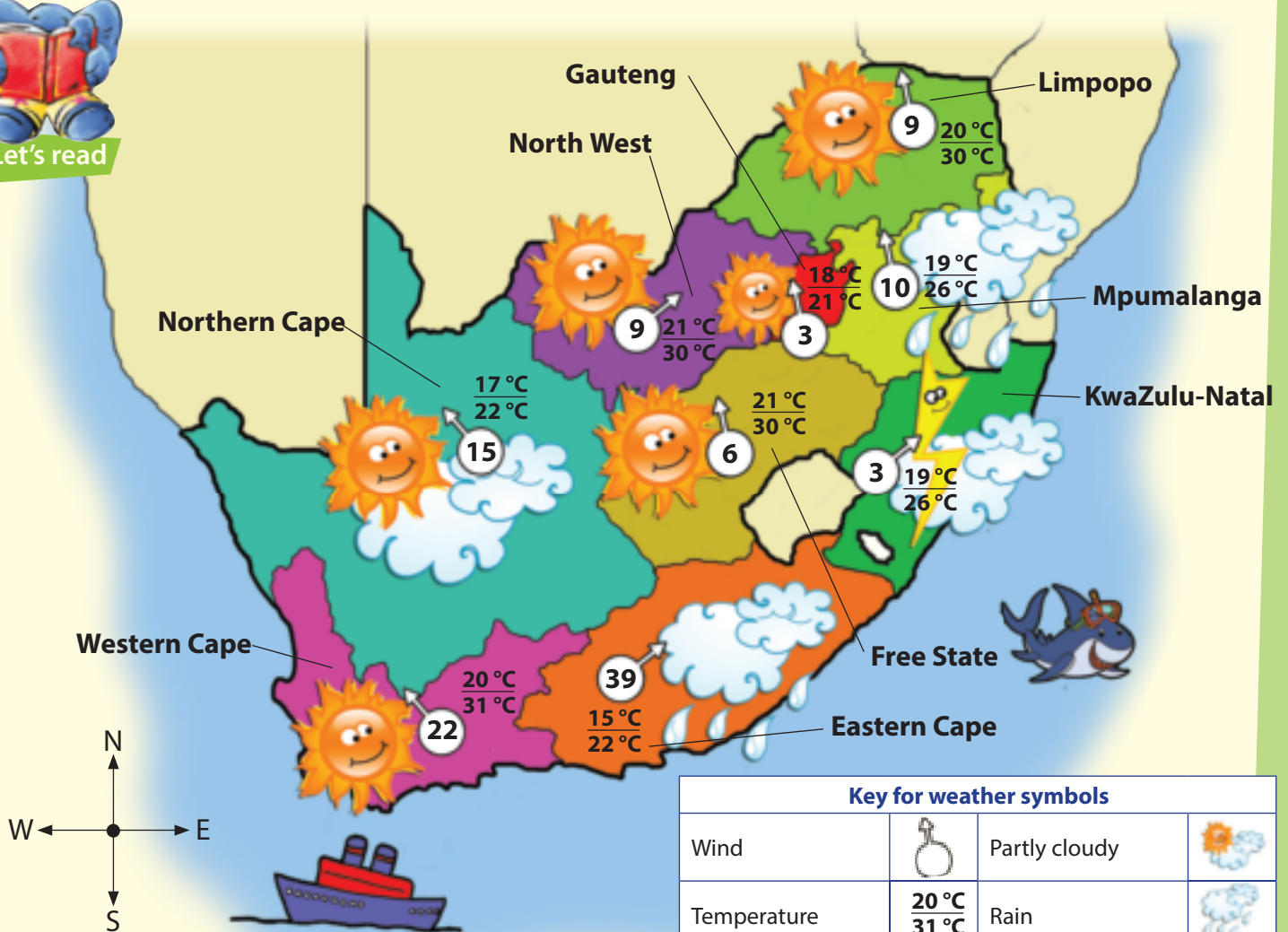
### Let's do

Make a poster to sell something. Draw a picture of it and then write some short sentences about it and why people should buy it.



# 45 Rain or shine

DATE



| Key for weather symbols     |   |               |  |
|-----------------------------|---|---------------|--|
| Wind                        |   | Partly cloudy |  |
| Temperature                 | $\frac{20^{\circ}\text{C}}{31^{\circ}\text{C}}$ | Rain          |  |
| Lightning and thunderstorms |   | Sunny         |  |
| Cloudy                      |   | Mist          |  |



**Let's talk** Talk to your friend about the weather map.

- What does the chart say about the weather in your province?
- Is the weather really like that today?
- Talk about the weather in the other provinces.
- What clothes would the people in the Eastern Cape wear in this kind of weather?
- Where is the weather the best? Where is it the worst?







### Let's write

Imagine that you are going to read the weather forecast on TV using the map on the opposite page.

Write down what you will say for each province.

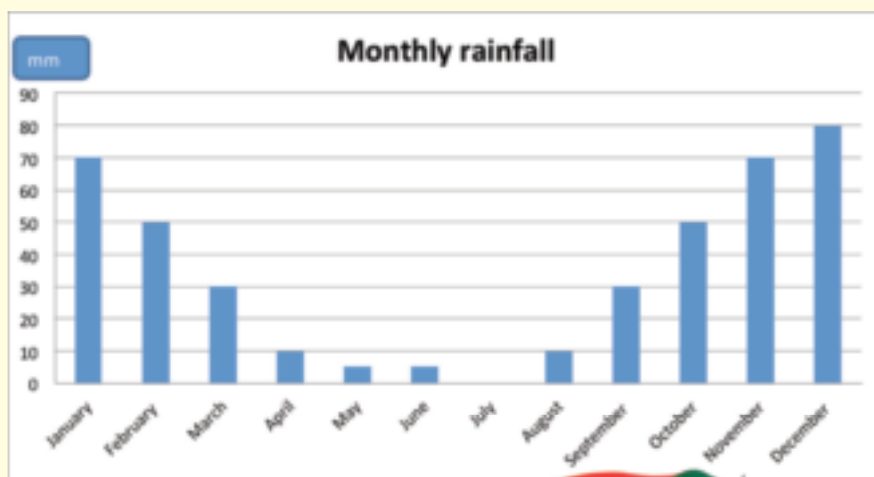


| Fill in the names of the provinces | Describe the weather. First say what the temperature will be, and then say whether it will be rainy, cloudy or sunny. |
|------------------------------------|---|
|                                    |   |
|                                    |   |
|                                    |   |
|                                    |   |
|                                    |   |
|                                    |   |
|                                    |   |
|                                    |   |
|                                    |   |



### Let's read

Read the chart showing the amount of rainfall for a specific place over 12 months.



### Let's write

Now answer these questions.



|  |  |
|--|--|
| Which month had the most rain?   |  |
| Which was the driest month?  |  |
| Which months make up the rainy season?                                       |  |
| How much rain fell this year?  |  |
| Which months had the same amount of rain?                                    |  |
| Which month(s) had no rain?  |  |
| When do you think is the best time for farmers to start planting crops? Why? |  |





# It all depends on the weather

DATE

Look at the weather chart again and then answer the questions.



Let's write

What is the weather in your province?

Is the weather in your province suitable for indoor or outdoor activities? Say why.

List the provinces that are next to the sea.

There is a compass at the bottom of the weather map. Say why.




Let's do


Discuss with your friends what the weather was like over the past week. Then draw the symbol for each day.




Recording of weather for the week.




Monday



Tuesday



Wednesday



Thursday



Friday





Let's write

Use one of these words **and/because** to join these sentences.



He did not come to school. He was sick.

Blank writing line with blue diamond borders.

We were happy. Our team was winning.

Blank writing line with green diamond borders.

We did our homework. We played netball.

Blank writing line with pink diamond borders.

I ate a sandwich. I drank tea.

Blank writing line with orange diamond borders.

We ran home. It started to rain.

Blank writing line with purple diamond borders.

Some of us travelled by taxi. Some travelled by car.

Blank writing line with teal diamond borders.

Today we had a Maths exam. We had an English exam.

Blank writing line with red diamond borders.

I was late for school. I missed the bus.

Blank writing line with dark blue diamond borders.

Peter could not play soccer. He lost his soccer boots.

Blank writing line with orange diamond borders.



Teacher's clipboard with fields for Sign and Date.



# 47 Can you remember?



Let's write

When do we use **a** or **an** or **the**?

## Definite article (the)

We use **the** when we are talking about a specific object or person.

**Example:** Please return the book that you borrowed from me.

## Indefinite article (a/an)

We use **a** or **an** when we are not referring to a specific thing or person.

**Example:** I bought a cell phone yesterday.

## Using a or an

We use **a** before a singular noun. But if it starts with a vowel

(a e i o u), we use **an**.

Decide whether we are referring to a specific object and then fill in the correct article. Use either **the**, **a** or **an** to complete these sentences.

|   |
|---|
| _____ <b>Harry Potter</b> book belongs to my brother. |
| I live in _____ only yellow house in Tambo street.    |
| Do you have _____ pen for me?                         |
| I need _____ new bag.                                 |
| _____ little dog is sick.                             |
| I want _____ ice cream.                               |
| May I have _____ apple?                               |
| _____ new boy was late for school.                    |

Countable nouns do not have a definite article.  
Use **some** or **much** to complete these sentences.

|  |
|--|
| 1. May I have _____ sugar?                     |
| 2. How _____ oil do I need for this cake?      |
| 3. We bought _____ bread and milk at the shop. |
| 4. May I have _____ fish, please?              |
| 5. I have not got _____ hope.                  |

1 some, 2 much, 3 some,  
4 some, 5 much







Let's write

Draw a line to join the picture to the word.

All the words end in the **silent-e**.

|       |  |      |
|-------|--|------|
| cake  |  | rose |
| tube  |  | gale |
| race  |  | tune |
| snake |  | rake |
| gate  |  | pine |
| bake  |  | lake |
| whale |  | mice |



Let's write

words to form sentences.

bit

tube

bite

cube

hat

cub

hate

tub

|  |
|--|
|  |
|  |
|  |
|  |
|  |
|  |
|  |
|  |
|  |
|  |
|  |

Teacher: \_\_\_\_\_  
 Sign: \_\_\_\_\_  
 Date: \_\_\_\_\_






# 48 More about tenses

DATE



Let's write

Use **will** or **am going** to form the **future tense** and then complete the sentence.



Tomorrow I will play tennis.

In the July holidays I

This afternoon I

Tonight I

Next weekend I

Next year I

Tomorrow I

Next week I

During the December holidays

When I am older I

Now select one of the words to complete these sentences in the simple present tense.

|                   |   |
|-------------------|---|
| rise<br>rises     | 1. The sun _____ in the east.                 |
| run<br>runs       | 2. The girl _____ in the 1000 m race.         |
| change<br>changes | 3. It looks like the moon _____ all the time. |
| set<br>sets       | 4. The sun _____ in the west.                 |
| is<br>are         | 5. There _____ 30 days in September.          |
| is<br>are         | 6. The temperature today _____ 30 degrees.    |
| play<br>plays     | 7. Ronaldo _____ better than Messi.           |

1 rises, 2 runs, 3 changes, 4 sets, 5 are, 6 is, 7 plays.



Write the plurals for these words.

One witch



Two \_\_\_\_\_

One watch



Two \_\_\_\_\_

One bench

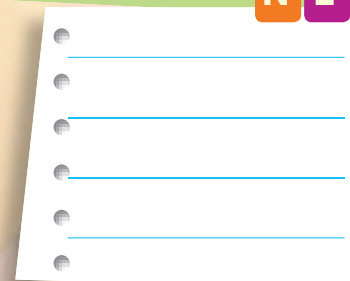


Two \_\_\_\_\_



Try this synonym quiz! Use a dictionary to check your answers.

| 1) A synonym for<br><b>tired</b> | 2) A synonym for<br><b>humid</b> | 3) A synonym for<br><b>beautiful</b> |
|----------------------------------|----------------------------------|--------------------------------------|
| A. exhausted                     | A. weather                       | A. handsome                          |
| B. slow                          | B. cold                          | B. attractive                        |
| C. relaxed                       | C. wet                           | C. plain                             |
| D. fast                          | D. dry                           | D. dowdy                             |



Join them up!

Fill in one of these words to join the sentences:



|   |  |                                       |
|---|--|---------------------------------------|
| Bongani polished his shoes                      |  | washed his socks.                     |
| I always brush my teeth                         |  | I go to bed.                          |
| Remember, to get to Sammy's house you turn left |  | you turn right.                       |
| Joey watered the flowers                        |  | he forgot to water the tomato plants. |
| She washed the plates                           |  | her brother dried them.               |
| The children ate some porridge                  |  | they went to school.                  |
| First you must go to the post office,           |  | you can go to the library.            |
| They wanted to watch the soccer                 |  | the match was cancelled.              |



**Let's write**

Look at these collocations. Talk about what each one means. Underline the verb in each one.

Does it seem strange that we **make tea** but **do our homework**?

Collocations are common English phrases.

|                    |                            |
|--------------------|----------------------------|
| Make a cup of tea. | Take a holiday.            |
| Do your homework.  | Take a break.              |
| Have a haircut.    | Take my place in the team. |
| Have a headache.   | Take a chance.             |

I like fish and chips.



I like curry and rice.



Teacher: \_\_\_\_\_  
Sign: \_\_\_\_\_  
Date: \_\_\_\_\_



# CHECK YOURSELF



| I can  | 😊 | 😞 |
|--|---|---|
| read a short story   |   |   |
| answer comprehension questions based on the story          |   |   |
| write a diary entry  |   |   |
| role play the story  |   |   |
| form an opinion about a story                              |   |   |
| write a letter   |   |   |
| form plurals in words ending in -sh and -ch                |   |   |
| use proper nouns   |   |   |
| ensure subject-verb agreement                              |   |   |
| conduct an interview and record answers                    |   |   |
| use a mind map for planning                                |   |   |
| write a description of a place                             |   |   |
| form sentences with a subject, verb and object             |   |   |
| identify proper and common nouns                           |   |   |
| use conjunctions to join sentences                         |   |   |
| identify adjectives and adverbs in sentences               |   |   |
| use prepositions   |   |   |
| identify regular and irregular verbs                       |   |   |
| use verbs ending in -ed                                    |   |   |
| use comparative adjectives                                 |   |   |
| read a timetable   |   |   |
| answer questions based on a timetable                      |   |   |
| recognise word families                                    |   |   |
| read a poster  |   |   |
| design a poster to advertise an event                      |   |   |
| read an advertisement                                      |   |   |
| answer questions based on advert                           |   |   |
| read a weather map   |   |   |
| answer questions based on the map                          |   |   |
| present a TV weather broadcast                             |   |   |
| read a bar chart showing rainfall                          |   |   |
| answer questions on a bar chart                            |   |   |
| extract information from the weather chart                 |   |   |
| use conjunctions and/because                               |   |   |
| use a, an and the correctly                                |   |   |
| spell words with the silent-e                              |   |   |
| write sentences in the future tense using will or am going |   |   |
| use the simple present tense                               |   |   |
| match synonyms   |   |   |
| use collocations   |   |   |



# 4

## Fact and fiction



### Theme 4: Animal tales

### Term 2: Weeks 5 – 8

#### Weeks 5 - 6 Stories

#### 49 Frog and Crow get the wrong message 104

Prereading and prediction of story based on pictures.

Comprehension exercise based on text.  
Retells the story in correct sequence.

#### 50 More about the crow and the frog 106

Designs a role play based on the story.  
Sequences pictures in the correct order.  
Writes sentences about each picture.  
Uses adjectives to describe nouns.  
Definite and indefinite articles.

#### 51 Writing a story 108

Uses a mind map to plan a story.  
Writes a story on a template.

#### 52 Just checking 110

Revises definite and indefinite articles.  
Uses so, very or too.  
Revises soft- and hard-Cs.  
Adverbs of time.  
Countable and uncountable nouns.  
Antonyms.

#### 53 What do insects look like? 112

Reads the poem naming the parts of an insect.  
Identifies words that rhyme.  
Uses the words highlighted in the poem to label a diagram.  
Writes rhyming couplets.

#### 54 The ugly duckling 114

Reads a cartoon story.  
Identifies main characters.  
Fills in speech bubbles to show what characters say.  
Discusses questions based on the story.

#### 55 The ugly duckling 116

Plans to retell the story of the ugly duckling.  
Uses the story planner to plan the beginning, middle and an end of story.  
Writes the story on a template.

#### 56 The verb to be 118

Identifies the correct verbs to complete the sentence in each activity.

#### Weeks 7 - 8 Procedural text

#### 57 Let's make faces 120

Reads a recipe carefully and then answers these questions.  
Underlines the verbs at the start of each instruction.

#### 58 My recipe for ... 122

Writes a recipe for a favourite dish.  
Indicates whether the sentences are statements or commands.  
Writes commands.

#### 59 What happened yesterday 124

Reads a diary entry.  
Answers questions based on the diary using the past tense.  
Writes sentences about what the characters did. Uses the past tense.  
Writes sentences about what she or he did yesterday.

#### 60 Using adverbs 126

Fills in adverbs to complete sentences.  
Indicates whether sentences are commands or statements.  
Completes sentences using shall or will.  
Uses adverbs of manner.  
Provides adjectives for given nouns.

#### 61 Butterflies flutter by 128

Reads instructions to make something.  
Focuses on the verbs.  
Answers questions based on the instructional text.

#### 62 Write instructions 130

Uses so, too and very.  
Matches antonyms.

#### 63 Getting it right 132

Adverbs of time and manner.  
Modals can and must.

#### 64 Writing your story 134

Plans a story. Writes a story on a given template.





# Frog and Crow get the wrong message



Let's read

Look at the pictures and try to predict what the story is about.

One sunny day, Mr Crow sat on a branch of the marula tree watching the animals busily collecting their food. Suddenly he saw a piece of paper blow past. Crow swooped down and caught the scrap of paper and read it. It said "DM - BW - 2".

"This must be a secret message," Crow said to himself.

Frog was hopping by and overheard Crow. "A secret?" he said. "I love secrets!"

Crow showed Frog the note.

"I wonder what it means?" asked Frog, nervously.

"DM," Crow muttered. "DM must mean Don't Move. Someone is watching me! I'm sure they are **tough**. I must be in terrible danger. What can I do?"

"I wonder what BW means?" Crow asked, flapping his wings. "I've got it!" he screeched. "BW means Beware. I must not move and I must beware. Poor me, what can I do?"

"Wait a minute," Frog cried. "The note is for me too. It says 2. It means the note is for both of us."

"We're in terrible danger," screeched Crow. "We're in big trouble!"

"What can we do?" Frog croaked. "Oh, what can we do?"

They fell to the ground, holding their heads.

Just then Mrs Hen came down the path carrying a shopping basket.

"What is the matter with the two of you?" she asked. "Why are you lying on the ground moaning?" Then she saw the scrap of paper and she took it.



## Before you read

- Look at the pictures and headings and try to predict what the text will be about.
- Skim the page to see what you will read about.



## While you read

- Compare your predictions with what you read.
- If you don't understand a section, read it again slowly. Read it aloud.





"Oh, you found my second shopping list. I've been looking for it everywhere", said Mrs Hen.

"Your second shopping list?" Crow and Frog asked?

"Yes, it says number 2. DM means Dried Mealies. And BW means Bag of Worms. There's nothing tastier than dried mealies and worms."

Crow and Frog looked at each other and they began to laugh. They fell to the floor laughing at each other. Mrs Hen walked off with her basket.

"I wonder what's so funny. I can't wait to have mealies and worms for supper. I can never eat **enough** worms," she thought.

Adapted from Pennsylvania Department of Education:  
Bureau of Assessment and Accountability 2009.



### Let's write

Circle the letter next to the correct answer. If you are not sure what the answers are, go back and read the story again.

What is the main problem in the story?

- A Crow is sitting in the tree.
- B Crow and Frog fell to the ground.
- C Frog is trying to explain a message to his friends.
- D Crow and Frog think they are in danger.

What caused the problem in the story?


- A Frog and Crow try to keep a secret to themselves.
- B Frog and Crow did not understand the note.
- C Frog and Crow fall on the floor.
- D Mrs Hen goes to the shop.

What does the word **beware** mean?

- A make a noise
- B be careful
- C lie on the ground
- D be quiet

Why do Frog and Crow fall down laughing at the end of the story?

- A They understand that the note was a harmless shopping list.
- B They would like to eat worms.
- C They think the hen is funny.
- D They want to buy food.



### Let's talk

Tell your friend, in the correct sequence, what happened at the beginning, in the middle and at the end of the story.



# More about the crow and the frog




Let's role play

Make up a role play to show what happened in the story about the crow and the frog. You need three characters: a crow, a frog and Mrs Hen.



Let's write

Number these pictures in the correct order.



Now write 2 sentences about each picture.

|   |  |
|---|--|
| 1 |  |
| 2 |  |
| 3 |  |
| 4 |  |





Look at the pictures and then fill in adjectives to describe these nouns. You can only use each adjective once so cross them out once you have used them.

scribbled

small black

brown

big green

little

silly green




yellow

The (1)  hen went shopping. The (2)  frog and the (3)  crow found her (4)  shopping list. They sat under the (5)  tree wondering what the letter meant. Mother hen walked past with her (6)  basket and (7)  scarf. She saw the two creatures trying to read her shopping list.

1 little; 2 silly green; 3 small black; 4 scribbled; 5 big green; 6 yellow; 7 brown

### Countable and uncountable nouns

Look at each picture and then fill in **a**, **an** or **some**.

|  |  |   |  |
|--|--|---|--|
| apple<br>  | pencil<br> | juice<br> | trees<br>      |
| An apple   |  |   |  |
| bag<br>   | rain<br>  | dog<br>   | ice cream<br> |
|  |  |   |  |
| shoes<br> | sugar<br> | book<br>  | oil<br>       |
|  |  |   |  |

Teacher: \_\_\_\_\_  
Sign: \_\_\_\_\_  
Date: \_\_\_\_\_



# 51 Writing a story



Let's write

Think of a topic and write it down in the middle of the mind map. Then brainstorm with your friend to fill in information required in the mind map.

When you have done this, write your story in rough. Ask your friend to edit it and then write your story on the opposite page.



- Use a mind map to help you to plan your writing.
- Write a rough draft.
- Ask a friend to edit the draft.
- Revise your text and make the necessary corrections.
- Then write it neatly in your book.

Characters

Where the story happened

My story about

What happened?

How did the story end?





Let's write

Title




NEW  
WORDS

The beginning

The middle

What happened  
next

The ending



Teacher: \_\_\_\_\_  
Sign: \_\_\_\_\_  
Date: \_\_\_\_\_



# 52 Just checking



Let's write

Now fill in **a**, **an** or **some**.

Countable  
uncountable and  
nouns

I went shopping and I bought  toothpaste,  dress, shoes and  umbrella.My mother bought  hat,  cheese and  magazine.Fill in **a** or **an** to complete these sentences.I would like  ice cream.He has  puppy.I need  umbrella.Do you have  ruler?We are going to  party.May I have  apple?

Adverbs  
of degree

Fill in either, **so**, **very** or **too**.

1. She was  happy.
2. She was  happy that she laughed all the time.
3. She was  tired to wash the dishes.
4. The little girl was  good.
5. The farmer complained because it was  wet and there were  many weeds.

1 very, 2 so, 3 too, 4 very, 5 too too/so







**Word work**

Read the words and listen to the sounds. Then use 5 words to write your own sentences in your exercise book.




|        |       |        |      |       |
|--------|-------|--------|------|-------|
| circle | race  | city   | cell | mice  |
| circus | place | cents  | race | ice   |
| fence  | fancy | centre | rice | juice |



**Let's write**

Fill in the correct adverbs in the spaces.



quickly slowly shortly neatly brightly

Mom called to say we should make sure we were ready because we were going .

It seemed as though the day went by  because we were so excited.

We packed our clothes  in our suitcases.

The sun shone  in the bright blue sky the day we left to go on holiday.

Pumla and I ran home from school .



**Let's write**

Write opposites for each of the bold words in the sentences.

It was a **hot** day and the **bright** sun shone in the sky.

My **little** brother was **happy** to go on holiday.

My suitcase was **light** but my brother's was **heavy**.

The **slow** taxi took a **long** time to get to Johannesburg.





# What do insects look like?



Let's read


Read the poem aloud to your friend.  
Then underline the words that rhyme.

An insect has three body parts,  
It needs to have all three.  
A **head**, a **thorax** and an **abdomen**  
Look closely and you'll see.

The head has **mouth parts** well designed,  
And **compound eyes** as well.  
It uses two **antennae**  
To feel and hear and smell.

The thorax is where legs are joined  
Three pairs, **six legs** in all.  
It also sometimes joins the **wings**  
To help them fly or crawl.

The abdomen is the next body part,  
It's where it digests its feeds.  
It is important for these wonder bugs  
to digest the food it needs.



Let's do

Use the words that are in bold in the poem to label this insect.










Let's write

Find the words in the poem that rhyme with these.

NEW  
ORDS

| three | feeds | well | all |
|-------|-------|------|-----|
|       |       |      |     |

Write a poem. Write pairs of sentences ending in rhyming words.



- Use a mind map to help you to plan your writing.
- Write a rough draft.
- Ask a friend to edit the draft.
- Revise your text and make the necessary corrections.
- Then write it neatly in your book.

Give your poem a title

---

---



---

---



---

---



---

---



---

---



---

---



---

---



---


---

Teacher: \_\_\_\_\_  
Sign: \_\_\_\_\_  
Date: \_\_\_\_\_





# 54 The ugly duckling



Let's do

Look at each of the pictures of the cartoon story. Talk about what is happening. What do you think the title of the story means?

Read the story. You will need to work out what some of the characters are saying in the different pictures and then fill in the empty speech bubbles.




Let's do



Mother Duck lives with her family on a farm. Mother Duck is sitting on seven eggs waiting for them to hatch. Then, one by one all the eggs start cracking open. All except one very big, speckled egg.



Eventually the last egg cracks open. Out jumps the last baby duck. It is a very ugly duckling.



Mother Duck takes all her baby ducks to the farm, to swim in the pond. The animals are mean to the ugly duckling. They laugh at him and make rude comments about him.



One night the ugly duckling decides to run away.





He goes to the river. He sees many beautiful swans. Their feathers are so smooth. They have such long, slender necks. Their wings are so pretty.



And then comes the spring. The sun shines again and the trees are fresh and green. One morning the ugly duckling sees the beautiful swans again.



The ugly duckling is very sad. He begins to cry. He is all alone. He wishes he could look like a swan.



While he is crying he looks down between his tears. He sees his reflection. He is a beautiful swan! And the swans call him to come and swim with them.



Let's talk

Who are the main characters in the story?  
Which characters are nasty?  
What is the main message of this story?

Teacher: \_\_\_\_\_  
Sign: \_\_\_\_\_  
Date: \_\_\_\_\_



# 55 The ugly duckling



Let's write

Plan to write the story of the Ugly Duckling.

Fill in the mind map below. Give your story a beginning, a middle and an end.

## Beginning

Start by saying what happened in the beginning.



## Middle

Say what happened in the middle of the story.



The Ugly Duckling

## Next

Say what happened next.



## End

How did the story end?





Let's write

Now write the story neatly.



- Use a mind map to help you to plan your writing.
- Write a rough draft.
- Ask a friend to edit the draft.
- Revise your text and make the necessary corrections.
- Then write it neatly in your book.



Teacher:

Sign:

Date:



# 56 The verb to be

1

Circle the form of the verb that best completes each sentence.

We heard the phone ring while we (was, were) eating.

We (was, were) finally able to complete our work.

They (was, were) having fun on the beach.

We (was, were) proud of ourselves for winning the match.

I (was, were) scared in the movie last night.

She (was, were) late because of the traffic jam.

2

Use each of the following verbs once to complete each sentence.

is

scratched

barked

help

carry

works

decided

went

The children \_\_\_\_\_ to the library after school.

Our class \_\_\_\_\_ in the school garden.

We \_\_\_\_\_ our teacher after school.

The dog \_\_\_\_\_ all night.

My cat \_\_\_\_\_ my arm.

We \_\_\_\_\_ to go to town.

He helped his mother \_\_\_\_\_ her groceries.

Chocolate ice cream \_\_\_\_\_ better than strawberry ice cream.



3

Circle the form of the verb that best completes each sentence

It (is, are, am) essential that we leave now or we will miss the bus.

My calendar shows that I (is, are, am) busy on Thursday morning.

There (is, are) ants everywhere.

Johannesburg (is, are) in Gauteng.

Where (is, are, am) your homework?

You (is, are, am) my best friend.

When (is, are, am) your birthday?

Who (is, are, am) knocking at the door?

3

Fill in the verb that best completes each sentence.

About 6 o'clock, we will (leave, left)  for the show.

If you have ever (meet, met)  my teacher, then you know how kind she is.

Peter (draw, drew)  a very good portrait of Nelson Mandela.

Please (take, took)  a pamphlet.

Jabu (find, found)  his wallet in the classroom.

He (run, ran)  in the Comrades Marathon last year.

He (won, win)  a bronze medal.

We (travel, travelled)  back home by bus.

Teacher:  
Sign:  
Date:

# 57 Let's make faces

DATE



Let's talk

## PARTY FACES



Underline the verbs at the start of each instruction.

### Ingredients

- 12 marie biscuits
- 1 cup icing sugar
- $\frac{1}{4}$  teaspoon of pink food colouring
- $\frac{1}{4}$  teaspoon of blue food colouring
- smarties
- jelly tots
- liquorice shoelaces

### Method

- Put icing sugar in a bowl and add 2 tablespoons of water.
- Mix until smooth.
- Divide the icing into 2 bowls.
- Add different colouring to each bowl.
- Spread biscuits on a tray.
- Cover them with the icing using a blunt knife.
- Decorate the biscuits to look like faces using the smarties, jelly tots and the shoelaces.
- Leave to set.





Let's write

Read the recipe carefully and then answer these questions.

NEW  
ORDS

How much icing sugar will you need?

How much water will you need?

How much colouring will you need?

How many marie biscuits will you need?

Why should you place the biscuits on a tray?

Why do you need to divide the colouring into two bowls?

What do you do after you have spread the icing on the biscuits?

What utensils will you need to make the Face Biscuits?

|  |  |  |
|--|--|--|
|  |  |  |
|  |  |  |
|  |  |  |



Teacher: \_\_\_\_\_  
Sign: \_\_\_\_\_  
Date: \_\_\_\_\_





58

# My recipe for ...



Let's do

Now write your own recipe for your favourite dish.

Recipe for

Ingredients

|  |  |
|--|--|
|  |  |
|  |  |
|  |  |
|  |  |
|  |  |

Method

The utensils that are needed

|  |  |
|--|--|
|  |  |
|  |  |
|  |  |

Write the recipe in rough before you write it neatly in your book.



DATE





Let's write

## Commands

Read each question carefully and decide if it is a statement or a command. Tick the correct column.

NEW  
ORDS

|                                   | Statement | Command |
|-----------------------------------|-----------|---------|
| Go home now!                      |           |         |
| Stop! The robot is red!           |           |         |
| You must not talk during an exam! |           |         |
| The match starts at 3 pm.         |           |         |
| I love chocolate cake.            |           |         |
| He lost his school bag.           |           |         |
| You shall do your homework now!   |           |         |



Your dog is very naughty. Make up commands to teach him some manners. Write the commands in the bones. Don't forget to use exclamation marks.



# 59 What happened yesterday



Let's read

Read Mandu and Peter's diaries for yesterday.

| TIME  | MANDU                          | PETER                          |
|-------|--------------------------------|--------------------------------|
| 06:00 | Wake up, dress, have breakfast | Wake up, dress, have breakfast |
| 07:00 | Leave for school               | Leave for school               |
| 08:00 | School assembly                | Mathematics                    |
| 09:00 | Life skills                    | English                        |
| 10:00 | Break                          | Break                          |
| 11:00 | Maths                          | Life skills                    |
| 12:00 |                                | Zulu                           |
| 13:00 | School lunch                   | English                        |
| 14:00 | Travel to netball match        |                                |
| 15:00 | Netball match                  | Soccer practice                |
| 16:00 |                                | Bus home                       |
| 17:00 | Bus home                       | Homework                       |
| 18:00 | Supper                         |                                |
| 19:00 | Homework                       | Supper                         |
| 20:00 |                                | Study for test                 |
| 21:00 | Go to bed                      | Go to bed                      |



Let's write

Look at Peter and Mandu's diaries. Answer these questions using the past tense.

What did Mandu do while Peter did maths?

Mandu

What time did Peter eat his supper?

What time did Mandu have supper?

Who did more school work, Peter or Mandu?



Let's write

Write 4 sentences about what Peter did yesterday.

|  |
|--|
|  |
|  |
|  |
|  |
|  |
|  |
|  |
|  |

Write 4 sentences about what Mandu did yesterday.

|  |
|--|
|  |
|  |
|  |
|  |
|  |
|  |
|  |
|  |

Write 4 sentences about what you did yesterday.

|  |
|--|
|  |
|  |
|  |
|  |
|  |
|  |
|  |
|  |

|          |
|----------|
| Teacher: |
| Sign:    |
| Date:    |



# 60 Using adverbs

We use adverbs to describe how something is done. Many adverbs end in -ly.

Fill in these adverbs into the sentences.

Let's do

loudly

- I did my homework \_\_\_\_\_ because I wanted to watch TV.
- The old lady walked \_\_\_\_\_ across the street.
- Mary wrote \_\_\_\_\_ in her workbook.
- The choir sang \_\_\_\_\_ at our school assembly.
- Todd was late so he ran \_\_\_\_\_ to get there before the bell rang.
- I looked \_\_\_\_\_ to find the key that I lost.

slowly

hurriedly

quickly

neatly

carefully

1 quickly 2 slowly 3 neatly 4 loudly 5 hurriedly 6 carefully

Looking at shall and will

**Shall** is often used after the word I and we to speak about something in the future.

We **shall** go for swimming lessons.

In the command form we use I **will** or we **will**.

I **will** leave now!


**Will** is used after he, she, it, we, you and they.

They **will** sing in the choir.

In the command form we use **shall**.

You **shall** do your homework!

Decide if these sentences are commands or statements. Indicate this in the last column then fill in **shall** or **will**.



|  |           |
|--|-----------|
| 1. I <u>will</u> go to movies before I do my homework! | statement |
| 2. I _____ go swimming tomorrow.                       |           |
| 3. I _____ eat sweets if I like!                       |           |
| 4. I _____ turn eleven next Friday.                    |           |
| 5. We _____ begin to work on the project tomorrow.     |           |
| 6. We _____ win the match tomorrow!                    |           |
| 7. We _____ invite them to the party.                  |           |
| 8. We _____ attend Mandu's birthday.                   |           |

1 shall, 2 shall, 3 will, 4 shall, 5 will, 6 shall, 7 will, 8 will.







Let's write

NEW  
WORDS

What?

When?

How?

Where?

Think of adverbs (that describe how we do things) and adjectives (that describe nouns) to make these sentences more interesting. We have done the first one for you.

Nouns are the names of people or things.  
Adjectives tell us what the people or things are like.  
Verbs tell us what actions are happening.  
Adverbs tell us how things are done.



The boy ran.

When? *Yesterday*

How? *Very fast*

Where? *Around the school track.*

*Yesterday the boy ran very fast around the track.*

The girl played.

When?

What?

Where?



She rode.

When?

How?

Where?



They played soccer.

When?

How?

Where?

Teacher:  
Sign:  
Date:



# 61 Butterflies flutter by



Let's do

Make your own butterfly mobile. Notice how each instruction starts with a verb.

## What you need

- bow-tie pasta
- coloured marking pens
- 7 twist ties (from packets of sliced bread or sandwich bags)
- cardboard
- string
- glue
- tape
- scissors

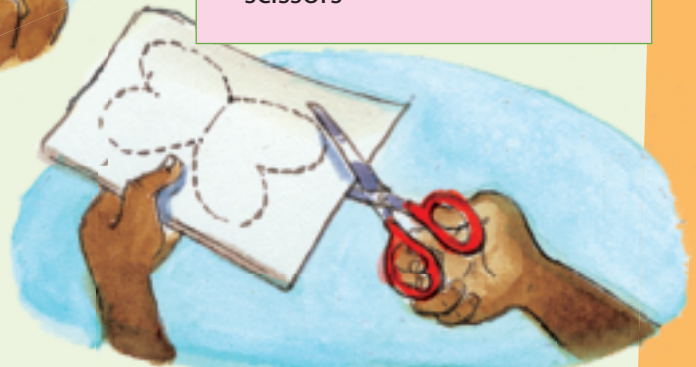
1. **Decorate** seven pieces of bow-tie pasta using the coloured markers.




2. **Bend** each twist tie around a pasta bow tie. Then twist the ends together to make antennae.



3. **Cut out** two identical butterfly shapes from the cardboard.



4. **Glue** two pieces of string to form antennae on the head of one of the cardboard butterflies.



5. **Decorate** both butterflies.



6. **Stick** the ends of a piece of string to the wings of one cardboard butterfly.



7. **Cut** pieces of string of various lengths. Tie one end of each piece of string around the base of the antennae of a different pasta butterfly. Tie the other end to a hanger.





Let's write

Circle the letter next to the correct answer.  
If you are not sure what the answers are, go back and read the instructions again.

NEW  
ORDS

What kind of text is the passage on how to make a butterfly mobile?

- A A recipe
- B Instructional text
- C A dialogue
- D A story

Why did the person who wrote the instructions choose bow-tie pasta for making the mobile?

- A The pasta can easily be cut.
- B The pasta can easily be glued together.
- C The pasta has the shape of a butterfly.
- D The pasta is colourful like a butterfly.

Based on what you know about insects, what are antennae used for?

- A To hold food
- B To feel, hear and smell
- C To fly
- D To digest food

The writer tells us to "Glue the backs of the two cardboard butterflies together to cover the ends of the string and the tape." What does the word "cover" mean here?

- A To hide
- B To keep warm
- C To tighten
- D To spread over

What do you need to do after you have twisted the ties to make antennae?

|  |
|--|
|  |
|  |
|  |
|  |
|  |




|          |
|----------|
| Teacher: |
| Sign:    |
| Date:    |





# 62 Write instructions



Let's do

Number the pictures in the correct sequence for making a sandwich.



Let's write

Now write up the recipe indicating what ingredients you will need.

## Making a peanut butter and banana sandwich

### Ingredients

|  |  |
|--|--|
|  |  |
|  |  |

### Method

Use the pictures you numbered to write the method in the correct sequence.

1

2

3


4

5





We often confuse **so**, **very** and **too**.  
She was very happy because she won.  
She was so happy she jumped for joy.  
She was too happy to eat.



Fill in one of the following words to complete these sentences.

so

too

very

- It was **so** hot I could not sleep.
- She was a **too** successful athlete.
- I was **very** worried about my exams.
- The weather is **so** dry for the plants to grow.
- There are **too** many insects in the garden.
- The garden was **very** big.
- The garden was **so** big we could not finish our work.
- The garden was **too** big for us to manage.

1 so, 2 very, 3 very, 4 too, 5 too, 6 very, 7 so, 8 too.

Find the antonyms and write the pairs in the spaces.

**careful** **cold** **dry** **early** **fast** **finish** **gorgeous** **hot**  
**late** **plain** **reckless** **relax** **slow** **start** **work** **humid**

|      |  |  |  |
|------|--|--|--|
| cold |  |  |  |
| hot  |  |  |  |
|      |  |  |  |
|      |  |  |  |

Teacher:  
Sign:  
Date:




# 63 Getting it right



Let's write

Decide whether the underlined adverb tells us how or when an action happens. Then write **how** or **when** next to the sentence. Lastly, circle the verb that the adverb describes.

|   |      |
|---|------|
| Angela <u>quickly</u> ate her popcorn.                                      | When |
| Thandi and Busi <u>often</u> read books about animals.                      |      |
| Nomsa <u>proudly</u> told us how she won the race.                          |      |
| We <u>usually</u> go to the <u>beautiful</u> farm by train.                 |      |
| Angela and her friends sang <u>happily</u> at the <u>enjoyable</u> concert. |      |
| The train went <u>slowly</u> round the bends.                               |      |



Let's read

Look at these modal verbs.

can

must

should

have to

may

will

What do these modals tell us?

We use **can** to show ability.

We use **may** to ask for permission.

We use **must**, **have to** and **should** to show necessity.

We use **will** to show intention.



Let's write

Use either **must** or **can** to complete these sentences.

It's very late. You  go to sleep now.

The train  stop in Worcester to let passengers off.

The train is running ten minutes late. There  be something wrong.

we go to Cape Town by train? It sounds very exciting.

You  get up early. We are catching the train to Cape Town.





Let's write

Find and underline the modals in these sentences.  
We have done the first one for you.

NEW  
WORDS

I may go on holiday.

The bus will leave the school at 09:00.

You can come with us.

You must do your homework every day.

I will play soccer tomorrow.

You must not smoke.

I can't play today. I must learn for my test.

I may visit my friend on Saturday.

He can play soccer very well.

I must go to the dentist because I have toothache.



Now complete these sentences.

You must not

I will

You should

I must

I can

May I



## Writing your story

DATE



Let's talk

Talk to your friend about a story that you will write. Your story could be about you, or about someone you know, or even about a fictitious person.

Now fill in your ideas in the story planner.



Let's write

## My story planner

## The characters and the setting

Who plays a part in your story?

Where does the story take place?

When does the story happen?

## The beginning

What happens at the start of the story?

## The middle

What happens in the middle of the story?

## The end

How does the story end?

Make your own book. Cut out the next page of this book. Cut on the dotted lines.

Fold the page on the lines. Write the title of the book on the cover. Put your name under the title, because you are the story writer. Draw a picture on the cover. Now write your story into the book.

## CHECK YOURSELF

| I can   | 😊 | 😞 |
|---|---|---|
| read a story and answer questions about it          |   |   |
| design a role play based on the story               |   |   |
| sequence pictures in the correct order              |   |   |
| use adjectives to describe nouns                    |   |   |
| use "a" and "the" correctly                         |   |   |
| use a mind map to plan a story                      |   |   |
| write a story on a template                         |   |   |
| use "so", "very" or "too" correctly                 |   |   |
| identify the soft- and hard-c                       |   |   |
| use adverbs of time                                 |   |   |
| identify countable and uncountable nouns            |   |   |
| match antonyms                                      |   |   |
| read a poem   |   |   |
| identify words that rhyme                           |   |   |
| write rhyming pairs of sentences                    |   |   |
| read a cartoon story                                |   |   |
| identify main characters and plot                   |   |   |
| fill in speech bubbles to complete a story          |   |   |
| retell a story                                      |   |   |
| plan a story with a beginning, middle and end       |   |   |
| write a story                                       |   |   |
| use the verb to be                                  |   |   |
| use verbs to complete sentences                     |   |   |
| read a recipe and then answer questions based on it |   |   |
| identify verbs in instructions                      |   |   |
| write a recipe                                      |   |   |
| identify statements and commands                    |   |   |
| write commands                                      |   |   |
| write a diary entry                                 |   |   |
| write sentences in the past tense                   |   |   |
| fill in adverbs to complete sentences               |   |   |
| complete sentences using shall or will              |   |   |
| using adverbs of time and manner                    |   |   |
| provide adjectives for nouns                        |   |   |
| read instructions to make something                 |   |   |
| answer questions based on instructional text        |   |   |
| write instructions                                  |   |   |
| use "so", "too" and "very"                          |   |   |
| match antonyms                                      |   |   |
| use modals "can" and "must"                         |   |   |



## BACK COVER



### ABOUT THE WRITER

Write your name

Your age

Where you live



8

Step 4: Cut on the solid line after you have stapled your book

5

Continue with your story here.

Draw picture here.



## COVER

Draw picture here.

Write the title of the book here.

Fill in your name (you are the writer).



1

Step 1: Fold on the dotted line

7

Write the middle of your story here.

Draw picture here.



Draw picture here.

Draw picture here.

Start writing your story here.

Finish your story.



2

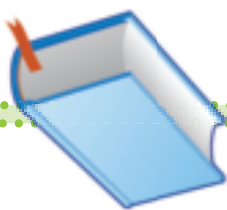
7

3

9

Continue with your story here.

Write what happens at the end of your story.



Draw picture here.

Draw picture here.

# My dictionary



A

a

|  |
|--|
|  |
|  |
|  |
|  |

|  |
|--|
|  |
|  |
|  |
|  |



B

b

|  |
|--|
|  |
|  |
|  |
|  |

|  |
|--|
|  |
|  |
|  |
|  |



C

c

|  |
|--|
|  |
|  |
|  |
|  |

|  |
|--|
|  |
|  |
|  |
|  |



D

d

|  |
|--|
|  |
|  |
|  |
|  |

|  |
|--|
|  |
|  |
|  |
|  |



# My dictionary



E

e

|  |
|--|
|  |
|  |
|  |
|  |
|  |

|  |
|--|
|  |
|  |
|  |
|  |
|  |



F

f

|  |
|--|
|  |
|  |
|  |
|  |
|  |

|  |
|--|
|  |
|  |
|  |
|  |
|  |



G

g

|  |
|--|
|  |
|  |
|  |
|  |
|  |

|  |
|--|
|  |
|  |
|  |
|  |
|  |



H

h

|  |
|--|
|  |
|  |
|  |
|  |
|  |

|  |
|--|
|  |
|  |
|  |
|  |
|  |





# My dictionary



I

i

|  |
|--|
|  |
|  |
|  |
|  |

|  |
|--|
|  |
|  |
|  |
|  |



J

j

|  |
|--|
|  |
|  |
|  |
|  |

|  |
|--|
|  |
|  |
|  |
|  |



K

k

|  |
|--|
|  |
|  |
|  |
|  |

|  |
|--|
|  |
|  |
|  |
|  |



L

l

|  |
|--|
|  |
|  |
|  |
|  |

|  |
|--|
|  |
|  |
|  |
|  |



# My dictionary



M  
m

|  |
|--|
|  |
|  |
|  |
|  |
|  |

|  |
|--|
|  |
|  |
|  |
|  |
|  |



N  
n

|  |
|--|
|  |
|  |
|  |
|  |
|  |

|  |
|--|
|  |
|  |
|  |
|  |
|  |



O  
o

|  |
|--|
|  |
|  |
|  |
|  |
|  |

|  |
|--|
|  |
|  |
|  |
|  |
|  |



P  
p

|  |
|--|
|  |
|  |
|  |
|  |
|  |

|  |
|--|
|  |
|  |
|  |
|  |
|  |



# My dictionary



Q

q

|  |
|--|
|  |
|  |
|  |
|  |
|  |

|  |
|--|
|  |
|  |
|  |
|  |
|  |



R

r

|  |
|--|
|  |
|  |
|  |
|  |
|  |

|  |
|--|
|  |
|  |
|  |
|  |
|  |



S

s

|  |
|--|
|  |
|  |
|  |
|  |
|  |

|  |
|--|
|  |
|  |
|  |
|  |
|  |



T

t

|  |
|--|
|  |
|  |
|  |
|  |
|  |

|  |
|--|
|  |
|  |
|  |
|  |
|  |



# My dictionary



U  
u

|  |
|--|
|  |
|  |
|  |
|  |

|  |
|--|
|  |
|  |
|  |
|  |

Y  
y



V  
v

|  |
|--|
|  |
|  |
|  |
|  |

|  |
|--|
|  |
|  |
|  |
|  |

Z  
z



W  
w

|  |
|--|
|  |
|  |
|  |
|  |

|  |
|--|
|  |
|  |
|  |
|  |



X  
x

|  |
|--|
|  |
|  |
|  |
|  |

|  |
|--|
|  |
|  |
|  |
|  |





glue here

glue here

glue here



**Make a  
lettergram:**  
Cut out on the solid  
lines and fold on  
the dotted lines to  
make an envelope.  
Write your letter  
on the inside. Fold  
paste and post.



---


---

---

---

From:

Place  
postage  
stamp  
here.



To:

---

---

---

glue here

glue here

glue here

glue here



Cut-out markers for  
the game on page 30.

### Bookmark

Cut out the bookmark. Write down  
the titles of the books you read.  
When you find words you do not  
know, write them on the back.



BOOK 7:

BOOK 6:

BOOK 5:

BOOK 4:

BOOK 3:

BOOK 2:

BOOK 1:

**Book List!**

