

Mr Long ON

Student Guide

SELECTION PROGRAMMING

Content to be covered

- ✓ If Statements
- ✓ Multiple conditions
- ✓ Nested If Statements
- ✓ Checkbox component
- ✓ Case Statement
- ✓ Radio group component

Getting Started

Make sure you have the following ready:





- ✓ Have a device that accesses the Internet in order to download the exercises and to watch the video content.
- ✓ Download the **Grade 10 IT – Selection Programming Content** from the following link:























<https://tinyurl.com/MLE-G10IT-SelectionProgramming>




This folder should contain

- 4 x Exercise folders
 - 1 x Final Challenge folder
 - 1 x Mr Long Student Guide pdf <THIS DOCUMENT>
 - 1 x Mr Long Summary pdf
 - 1 x Exercises pdf
- ✓ If you are accessing the videos via a smart phone or tablet, we recommend you use a QR scanner to scan the QR code
QR Scanner apps are normally freely available to download if you do not have one

Let's Learn

#	Action	Resources
	WATCH Selection Programming Part 1 If Statements	 • Scan QR code OR • Click on link https://youtu.be/r5osw1tOVmo
	WATCH Selection Programming Part 2 Multiple Conditions	 • Scan QR code OR • Click on link https://youtu.be/CrUe3a0A6Ow

#	Action	Resources
	WATCH <i>Selection Programming Part 3 Nested If Statements</i>	  Scan QR code <i>OR</i>  Click on link https://youtu.be/Or0hWucgSbQ
	PRACTICE Complete Question 1.1 – 1.2 of <i>Exercise 1</i>	 Open Project1.dpr in Delphi  Instructions are on page 1 & 2 of the <i>Selection Programming Exercise</i> PDF file.
	PRACTICE Complete Question 1 of <i>Exercise 2</i>	 Open Project1.dpr in Delphi  Instructions are on page 3 of the <i>Selection Programming Exercise</i> PDF file.
	WATCH <i>Selection Programming Part 4 Checkbox component</i>	  Scan QR code <i>OR</i>  Click on link https://youtu.be/J9OXoAKSMDw
	WATCH <i>Selection Programming Part 5 Case Statement</i>	  Scan QR code <i>OR</i>  Click on link https://youtu.be/DVBJ7lXKwqE
	WATCH <i>Selection Programming Part 6 Radio group component</i>	  Scan QR code <i>OR</i>  Click on link https://youtu.be/mVB_kLCbdnA

#	Action	Resources
	PRACTICE Complete Question 1.1 – 1.3 of Exercise 3	✂ Open Project1.dpr in Delphi ✂ Instructions are on page 3 of the Selection Programming Exercise PDF file.
	PRACTICE Complete Question 1 of Exercise 4	✂ Open Project1.dpr in Delphi ✂ Instructions are on page 4 of the Selection Programming Exercise PDF file.
	FINAL CHALLENGE Complete the Final Challenge	■ Open Project1.dpr in Delphi ■ Instructions are on page 5 – 7 of the Selection Programming Exercise PDF file.

Review

Open the **Mr Long Summary** pdf file and revise all the content. If there were any exercises you struggled with, then use the summary to see if it can help you complete the exercises.



Personal Reflection

Using either the table below or our own table on paper, indicate which concepts you find:

- **Confident** (understand FULLY and able to complete related exercises)
- **Comfortable** (understand a bit and can complete some of the related exercises)
- **Struggling** (you don't understand the concept and/or cannot complete the related exercises)

Confident	Comfortable	Struggling

Suggestions

For any work you are struggling with, we recommend you re-watch the relevant videos. If you are still unsure about the content, refer to your textbook or school notes to help you and/or ask a teacher or fellow student for help.

Don't be afraid to ask for help.


END OF CONTENT

Please help us by filling out a quick review of this presentation. Link is below

tinyurl.com/MLE-G10IT-SelectionProgReview

Additional Links:

- Youtube video playlist:
https://www.youtube.com/watch?v=r5osw1tOVmo&list=PLxAS51iVMjv_Lp4N7hLU-F7rPA3hlZc9I
- Google drive resource activities:
<https://tinyurl.com/MLE-G10IT-SelectionProgramming>



For more IT related material find us on:

youtube.com/user/MrLongEducation



facebook.com/MrLongEducation



@MrLongEdu

SUBSCRIBE