

# Mr Long ON STRING HANDLING

## Student Guide

## Content to be covered

- ✓ String functions
- ✓ String procedures
- ✓ Character functions
- ✓ String handling techniques
- ✓ Examples

## Getting Started

Make sure you have the following ready:




- ✓ Have a device that accesses the Internet in order to download the exercises and to watch the video content.
- ✓ Download the **Grade 10 IT – String Handling Content** from the following link:


























<https://tinyurl.com/MLE-G10IT-StringHandling>























This folder should contain







- 5 x Exercise folders
  - 1 x Final Challenge folder
  - 1 x Mr Long Student Guide pdf <THIS DOCUMENT>
  - 1 x Mr Long Summary pdf
  - 1 x Mr Long Exercises pdf
- ✓ If you are accessing the videos via a smart phone or tablet, we recommend you use a QR scanner to scan the QR code  
*QR Scanner apps are normally freely available to download if you do not have one*

## Let's Learn

#	Action	Resources
	WATCH <b>String Handling Part 1</b> <b>String Functions</b>	 👁 Scan QR code OR 👁 Click on link <a href="https://youtu.be/YNCR7RT4t2g">https://youtu.be/YNCR7RT4t2g</a>
	PRACTICE Complete Question 1.1 – 1.10 of <b>Exercise 1</b>	⚙ Open Project1.dpr in Delphi ⚙ Instructions are on page 1 & 2 of the <b>String Handling Exercises</b> PDF file.

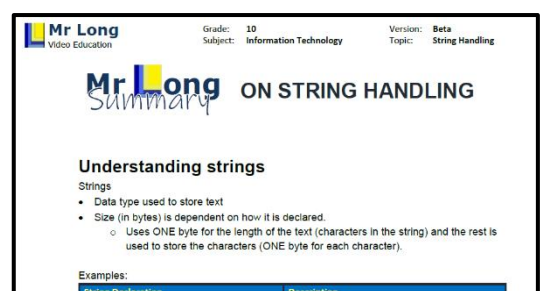
#	Action	Resources
	WATCH <b><i>String Handling Part 2 String Procedures</i></b>	  Scan QR code <i>OR</i>  Click on link <a href="https://youtu.be/9EzZLdGCLbw">https://youtu.be/9EzZLdGCLbw</a>
	PRACTICE Complete Question 2.1 – 2.5 of <b><i>Exercise 2</i></b>	 Open Project1.dpr in Delphi  Instructions are on page 3 of the <b><i>String Handling Exercises</i></b> PDF file.
	WATCH <b><i>String Handling Part 3 Character Functions</i></b>	  Scan QR code <i>OR</i>  Click on link <a href="https://youtu.be/7ikvK7diqyM">https://youtu.be/7ikvK7diqyM</a>
	DISCOVER Want to know more about <b>ASCII</b> ? Find out the history of ASCII tables, the different sections of ASCII tables and the extended or higher ASCII characters and codes. <b>Suggested source:</b> <a href="https://www.computerhope.com/jargon/a/ascii.htm">https://www.computerhope.com/jargon/a/ascii.htm</a>	 Scan QR code 
	PRACTICE Complete Question 2.6 – 2.9 of <b><i>Exercise 2</i></b>	 Open Project1.dpr in Delphi  Instructions are on page 3 & 4 of the <b><i>String Handling Exercises</i></b> PDF file.
	WATCH <b><i>String Handling Part 4 String Handling Techniques</i></b>	  Scan QR code <i>OR</i>  Click on link <a href="https://youtu.be/j2tQZ_RYzol">https://youtu.be/j2tQZ_RYzol</a>
	WATCH <b><i>String Handling Part 5 Example of extracting strings</i></b>	  Scan QR code <i>OR</i>  Click on link <a href="https://youtu.be/_okjwXswqKY">https://youtu.be/_okjwXswqKY</a>

#	Action	Resources
	WATCH <b><i>String Handling Part 6</i></b> <b><i>Example of extracting strings</i></b>	  Scan QR code <i>OR</i>  Click on link <a href="https://youtu.be/TN7bbEDRInY">https://youtu.be/TN7bbEDRInY</a>
	PRACTICE Complete Question 3.1 – 3.3 of <b><i>Exercise 3</i></b>	 Open Project1.dpr in Delphi  Instructions are on page 5 of the <b><i>String Handling Exercises</i></b> PDF file.
	WATCH <b><i>String Handling Part 7</i></b> <b><i>Example of traversing a string</i></b>	  Scan QR code <i>OR</i>  Click on link <a href="https://youtu.be/PPyy4yme-hw">https://youtu.be/PPyy4yme-hw</a>
	WATCH <b><i>String Handling Part 8</i></b> <b><i>Example of traversing a string</i></b>	  Scan QR code <i>OR</i>  Click on link <a href="https://youtu.be/LwvT1nZSWus">https://youtu.be/LwvT1nZSWus</a>
	PRACTICE Complete Question 4.1 – 4.3 of <b><i>Exercise 4</i></b>	 Open Project1.dpr in Delphi  Instructions are on page 6 of the <b><i>String Handling Exercises</i></b> PDF file.
	WATCH <b><i>String Handling Part 9</i></b> <b><i>Example of building a string</i></b>	  Scan QR code <i>OR</i>  Click on link <a href="https://youtu.be/GTVkHNjo0P4">https://youtu.be/GTVkHNjo0P4</a>

#	Action	Resources
	<b>PRACTICE</b> Complete Question 5.1 – 5.2 of <i>Exercise 5</i>	 Open Project1.dpr in Delphi  Instructions are on page 7 of the <b>String Handling Exercises</b> PDF file.
	<b>FINAL CHALLENGE</b> Complete the <i>Final Challenge</i>	 Open Project1.dpr of <b>Q1</b> in Delphi  Instructions are on page 8 – 9 of the <b>String Handling Exercises</b> PDF file.

## Review

Open the **Mr Long Summary** pdf file and revise all the content. If there were any exercises you struggled with, then use the summary to see if it can help you complete the exercises.



## Personal Reflection

Using either the table below or our own table on paper, indicate which concepts you find:

- **Confident** (understand FULLY and able to complete related exercises)
- **Comfortable** (understand a bit and can complete some of the related exercises)
- **Struggling** (you don't understand the concept and/or cannot complete the related exercises)

Confident	Comfortable	Struggling

## Suggestions

For any work you are struggling with, we recommend you re-watch the relevant videos. If you are still unsure about the content, refer to your textbook or school notes to help you and/or ask a teacher or fellow student for help.

Don't be afraid to ask for help.

**END OF CONTENT**

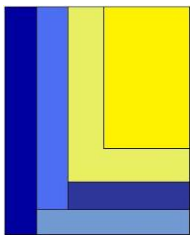
Please help us by filling out a quick review of this presentation. Link is below

[tinyurl.com/MLE-G10IT-StringHandlingReview](https://tinyurl.com/MLE-G10IT-StringHandlingReview)

---

**Additional Links:**

- Youtube video playlist:  
<https://www.youtube.com/watch?v=YNCr7RT4t2g&list=PLxAS51iVMjv-0sMKwn0DzTEM6L3HcFL5y>
- Google drive resource activities:  
<https://tinyurl.com/MLE-G10IT-StringHandling>



For more IT related material find us on:



**[youtube.com/user/MrLongEducation](https://youtube.com/user/MrLongEducation)**



**[facebook.com/MrLongEducation](https://facebook.com/MrLongEducation)**



**[@MrLongEdu](https://twitter.com/MrLongEdu)**

**SUBSCRIBE**