Grade 1 SAL
(Second Additional Language)

A Big Book of little stories

BOOK 1 CONTENT



1: All about Me 3

2: We have fun 4

3: Cleanliness 8

4: Safety at home 12

5: Jabu's schoolbag 14

6: Families and their pets 18

7: No dogs allowed 21





Teacher's Notes:

In this book, we have included guidance on how to use this "wordless" book in Grade 1 SAL lessons. Please note that although this guidance is written in English, this book can be used in Grade 1 SAL lessons across all languages. The notes included in the book, and also in the lesson plans provided as part of the Grade 1 resource pack, will help teachers to develop stories around the pictures.

This will enable teachers to tell stories in the language of the learners and to follow the steps of the reading process as outlined below.

ENGLISH

Temoso ho matitjhere:

Bukeng ena, re kentse tataiso ya ho sebedisa buka ena "e se nang mantswe" ya Kereiti ya 1 tlelaseng. Ela hloko hore le ha tataiso ena e ngotswe ka Senyesemane, buka ena e ka sebediswa Kereitring ya 1 dipuong tsohle. Dinoutsu tse bukeng ena, mmoho le tokisetso ya thuto, tseo e leng karolo ya pakana ya Kereiti ya 1, di tla thusa matitjhere ho aha dipale malebana le ditshwantsho.

Sena se tla etsa matitjhere a kgone ho pheta dipale ka puo ya barutwana le ho latela mehato ya ho bala e hlahisitsweng katlase.

SESOTHO

Dikgakollothuto go morutiši:

Ka mo pukung ye, re akareditše le tlhahlo mabapi le ka fao puku ye "ya go hloka mantšu" e ka šomišwago ka diphapošing tša Mphato wa 1 ka gona. Hle, lemogang gore le ge tlhahlo ye e ngwadilwe ka Seisimane, puku ye e ka šomišwa ka diphapošingborutelo tša Mphato wa 1 mo malemeng ka moka. Dikgakollothuto tše di akareditšwego ka pukung, gape le ka go dipeakanyo tša dithutišo tše di filwego e le karolo ya methopothušo ya Mphato wa 1, di tla thuša barutiši go tšweletša dikanegelo tše di amanago le diswantšho.

Se se tla thuša barutiši go anega dikanegelo ka maleme a barutwana le go latela dikgato tša tshepetšo ya go bala bjalo ka ge e hlalošitšwe mo tlase.

SEPEDI

Tsivhudzo ya mudededzi:

Buguni iyi ro dzhenisa tsumbaṉḓila ya kushumiselwe kwa bugu iyi ya "tshayamaipfi" kiḽasini dza Gireidi ya 1. Kha vha vhe na nzhele uri naho tsumbaṉḓila iyi yo ṅwalwa nga Tshiisimane, bugu iyi i nga kha ḓi shumiswa kiḽasini dza Gireidi ya 1 dzoṱhe u mona na nyambo dzoṱhe. Notsi dzi re buguni iyi, khathihi na dzi re kha pulane dza ngudo dzi re tshipiḓa tsha phekhe ya zwiko zwa Gireidi ya 1, zwi ḓo thusa vhadededzi kha u sika zwiṱori zwi no amba nga zwifanyiso.

Hezwi zwi ḓo thusa vhadededzi kha u anetshela zwiṱori nga luambo lwa vhagudi khathihi na u tevhedza maga a u vhala e a bulwa afho fhasi.

TSHIVENḒA

Dintlha tsa Morutabana:

Mo bukeng e, re tsenyeleditse kaedi ya ka moo buka "e e se nang mafoko" e e ka dirisiwang ka teng mo Mophatong wa 1. Ela tlhoko gore le fa kaedi e e kwadilwe ka Seesimane, buka e e ka dirisiwa mo diphaposiborutelong tsa Mophato wa 1 go kgabaganya dipuo tsotlhe. Dintlha tse di tsenyeleditsweng mo bukeng, le mo dithulaganyong tsa dithuto tse di filweng jaaka paki ya metswedi ya Mophato wa 1, di tlaa thusa barutabana go tlhama dikgang ka ga ditshwantsho tse.

Se se tlaa thusa barutabana go tlotla dikgang ka puo ya barutwana le go sala morago dikgato tsa tsamaiso ya puiso jaaka e tlhalosiwa fa tlase.

SETSWANA

Onderwysersnota:

In hierdie boek het ons riglyne ingesluit oor hoe om hierdie "boek sonder woorde" in Graad 1-klasse te gebruik. Let daarop dat, alhoewel hierdie riglyne in Engels geskryf is, die boek in Graad 1-klasse in al die tale aangewend kan word. Die notas wat in die boek vervat is, asook in die lesplanne wat as deel van die Graad 1-hulpbronpakket voorsien word, sal onderwysers help om stories oor die prente saam te stel.

Dit sal onderwysers in staat stel om stories in die leerders se taal van onderrig te vertel, en om die stappe van die leesproses, soos dit hieronder uiteengesit word, te volg.

AFRIKAANS

Amanowuthi wakatitjhere:

Incwadi le ifaka hlangana umhlahlandlela wokobana incwadi "eneenthombe kwaphela, enganawo amagama" isetjenziswa njani kuGreyidi 1. Yelela nanyana umhlahlandlela lo utlolwe ngelimi lesiNgisi, incwadi le ingasetjenziswa ematlasini wamaGreydi 1 ngawo woke amalimi. Amanowuthi atlolwe ngencwadini le, nalawo atlolwe eemfundweni ezilungiselelweko njengengcenye yepakana yeensetjenziswa zakwaGreyidi 1, zizokusiza utitjhere kobana akwazi ukuzakhela iindatjana ngeenthombe.

Lokhu kuzokusiza utitjhere akwazi ukucocela abafundi iindatjana ngelimi abalizwisisako bese ulandela amagadango wekambiso yokufunda njengombana ivela ngenzasi.

ISINDEBELE

Switiviso swa vadyondzisi:

Eka buku leyi, hi katsile na swiletelo swa matirhiselo ya buku leyi "pfumalaka marito" eka titlilasi ta Giredi ya 1. Lemuka leswaku hambileswi swiletelo swi nga tsariwa hi Xinghezi, buku leyi yi nga tirhisiwa eka titlilasi ta Giredi ya 1 eka tindzimi hinkwato. Switiviso leswi katsiweke ebukwini na leswi nga eka tipulani ta tidyondzo leti nyikiweke tanihi xiphemu xa phakete ya switirhisiwa swa Giredi ya 1, swi ta pfuna vadyondzisi ku tumbuluxa switori leswi fambelanaka na swifaniso.

Leswi swi ta pfuna vadyondzisi ku hlamusela switori hi ririmi ra vadyondzi no landzelela magoza ya endlelo ra mahlayele tanihi laha swi kombisiweke ha kona laha hansi.

XITSONGA

Amanothi kathisha

Kule ncwadi sifake isiqeshana esikhuluma ngokuthi ingasetshenziswa kanjani le ncwadi "engenamagama" Yebanga 1. Amanothi afakwe kuyo le ncwadi, kanye nasohlelweni lwezifundo Zebanga 1, kwenzelwe ukusiza uthisha ukuthi akhe izindaba zokuxoxwa esebenzisa izithombe.

Lokhu kuzokwenza ukuthi othisha bakwazi ukuxoxela abafundi izindaba ngolimi abalukhuluma ekhaya, futhi babe nolwazi ngokulandela izinyathelo zokufunda ezethulwe ngezansi.

Qaphela ukuthi yize lo mhlahlandlela ubhalwe ngesiNgisi, le ncwadi ingasetshenziswa kunoma yimaphi amaklasi ebanga eliqalayo, Ibanga 1, kubafundi abakhuluma nanoma yiluphi ulimi.

ISIZULU



Reading Notes

Before reading:

- Display the Big Book so that all learners can see it clearly.
- Page through the story. Talk about the illustrations and ask learners to say what they think the story will be about.
- Ask learners to predict the story based on the pictures.

During reading:

- Tell the story using expression to make the meaning clear.

After reading:

- Ask questions based on the story.

Re-reading:

- Re-read the story.

Umyalezo katitshala:

Le ncwadi iqulethe isikhokelo esichaza indlela emayisetyenziswe ngayo incwadi "engenamagama" yeBanga labaQalayo. Qaphela ukuba naxa isikhokelo sibhalwe ngesiNgesi, le ncwadi inokusetyenziswa ngabo bonke abafundi abasaqalayo nokuba bathetha eziphi iilwimi. Amanqaku kunye nezicwangciso zezifundo eziqulethwe kulo mqulu wolwazi weBanga labaQalayo aza kuxhobisa ootitshala bakwazi ukuyila amabali besebenzisa imifanekiso.

Oku kuya kwenza ukuba ootitshala bakwazi ukubalisa amabali besebenzisa ulwimi lwabafundi bakwazi nokulandela amanyathelo enkqubo yokufunda njengoko echaziwe apha ngezantsi.

ISIXHOSA

Emanotsi athishela:

Kulencwadzi, sifake inkhombandlela ngekutsi ungayisebentisa njani lencwadzi "lengenamagama" emakilasini eLibanga 1. Nakisisa kutsi noma lenkhombandlela ibhalwe ngesiNgisi, lencwadzi ingasetjentiswa emakilasishi aLibanga 1 kuto tonkhe tilwimi. Lamanotsi lakulencwadzi, kanye naseluhlakeni lwekufundzisa loluyincenye yalelimfomfo letinsita teLibanga 1, itawusita botishela kucamba tindzatjana letisuselwa etitfombeni.

Loku kutawusita bothishela kutsi bacoce tindzaba ngelulwimi lwebafundzi baphindze balandzele tinyatselo tekufundza njengoba tibekiwe ngentasi.

SISWATI



You will see that Ben the dog is visible on most pages in this book. Use the picture of the dog to encourage learners to think about what the dog is doing in each picture:

- *Why is Ben hiding?*
- *Are animals allowed in a classroom?*
- *What does the dog do that is funny?*

Grade R BIG Book 1 FINAL.indd 2 2015-10-21 09:16:36 PM



1 All about me

Talk about what makes you unique?
Are you a boy or girl?
What colour are your eyes and hair?
Name your body parts.





Grade R BIG Book 1 FINAL.indd 3 2015-10-21 09:16:38 PM



2 We have fun



What are the children playing?
What do we play outside?
What do we play inside?
Do we play different games in summer and winter?

Grade R BIG Book 1 FINAL.indd 4 2015-10-21 09:16:44 PM



Talk about water safety.
What do we do when it is hot?
Look at the next picture:
How do we know it is cold?

Grade R BIG Book 1 FINAL.indd 5 2015-10-21 09:16:47 PM



Grade R BIG Book 1 FINAL.indd 6 2015-10-21 09:16:49 PM



Grade R BIG Book 1 FINAL.indd 7 2015-10-21 09:16:52 PM

3

Cleanliness

What are these children doing?

Grade R BIG Book 1 FINAL.indd 8 2015-10-21 09:16:59 PM

Grade R BIG Book 1 FINAL.indd 9 2015-10-21 09:17:33 PM



What are these children doing?

Grade R BIG Book 1 FINAL.indd 10 2015-10-21 09:17:37 PM













Grade R BIG Book 1 FINAL.indd 11 2015-10-21 09:17:54 PM



4 Safety at home



Grade R BIG Book 1 FINAL.indd 12 2015-10-21 09:18:15 PM



Grade R BIG Book 1 FINAL.indd 13 2015-10-21 09:19:13 PM



Jabu's school bag



How do we know it is morning?

Grade R BIG Book 1 FINAL.indd 14 2015-10-21 09:19:20 PM



Grade R BIG Book 1 FINAL.indd 15 2015-10-21 09:19:21 PM



Name the things that fall out of Jabu's bag.

How do we know that Jabu has good friends?

Grade R BIG Book 1 FINAL.indd 16 2015-10-21 09:19:26 PM

Grade R BIG Book 1 FINAL.indd 17 2015-10-21 09:19:27 PM



6 Families and their pets



Name the family members?
Who are the members of your family?

Grade R BIG Book 1 FINAL.indd 18 2015-10-21 09:19:32 PM



Grade R BIG Book 1 FINAL.indd 19 2015-10-21 09:19:36 PM



Finger family song

Father finger, father finger, where are you?
Here I am, here I am, and how do you do?

Mother finger, father finger, where are you?
Here I am, here I am, and how do you do?

Brother finger, where are you?
Here I am, here I am, and how do you do?

Sister finger, where are you?
Here I am, here I am, and how do you do?

Baby finger, where are you?
Here I am, here I am, and how do you do?



Grade R BIG Book 1 FINAL.indd 20 2015-10-21 09:19:41 PM

7

No dogs allowed

What does Bongi do before school?

Grade R BIG Book 1 FINAL.indd 21 2015-10-21 09:19:48 PM







Grade R BIG Book 1 FINAL.indd 22 2015-10-21 09:19:59 PM



Molo! Hello! Ndaa! Sawubona! Lotjhani! Dumela! Avuxeni! Goeie dag!

Grade R BIG Book 1 FINAL.indd 23 2015-10-21 09:20:02 PM



Grade R BIG Book 1 FINAL.indd 24 2015-10-21 09:20:10 PM