

Revised and  
CAPS aligned

Grade **R**



Name:



ENGLISH  
GRADE R – BOOK 4  
TERM 4  
ISBN 978-1-4315-0722-1  
THIS BOOK MAY NOT BE SOLD.  
15th Edition



Aa Bb Cc Dd Ee Ff  
Gg Hh Ii Jj Kk Ll Mm  
Nn Oo Pp Qq Rr Ss Tt  
Uu Vv Ww Xx Yy Zz  
1 2 3 4 5 6 7 8 9 10



basic education  
Department:  
Basic Education  
REPUBLIC OF SOUTH AFRICA



ENGLISH  
Book  
4  
Term 4



Mrs Angie Motshekga,  
Minister of Basic Education



Dr Reginah Mhaule,  
Deputy Minister  
of Basic Education

These Reception year (Grade R) Rainbow Workbooks form part of the Department of Basic Education's strategy to boost South African children's school performance. Research shows that for every year that children are exposed to stimulating activities before Grade 1, they perform better academically in later years – throughout their primary and secondary schooling. Hence this strong focus on learning in Grade R.

The Foundation Phase curriculum requires that Grade R learners are given the opportunity to develop their pre-reading, pre-writing and pre-mathematics skills and outlines the skills they will need to get a solid educational foundation so that they find it easier to learn in Grade 1 and beyond.

The Grade R workbooks therefore aim to assist children in developing these skills and the key initial concepts they need to lay a solid foundation for learning. They are packed with opportunities for children to develop and practise the skills that will prepare them for formal schooling.

Before children formally learn to read they need to find out how to hold a book and turn its pages, and to understand how books work. They need to understand the relationship between the words and pictures in a book and to realise that words on a page are made up of sounds and have meaning. Similarly, before children learn to write, they need to develop their fine motor coordination, to practise the formation of shapes and then to move on to forming letters. These are precisely the skills that these workbooks aim to develop.

We know that all children do not learn at the same pace the Grade R workbooks make it possible for teachers to work at the learner's individual pace and, where necessary, to go backwards and forwards in the book, in line with each child's unique development. The activities will also assist teachers in identifying barriers that children may have in learning so that these can be addressed before the child starts formal schooling.

The workbooks integrate the teaching of literacy, numeracy and life skills across 20 themes using fun and engaging ways to capture young learners' interest and attention. We hope that your learners will enjoy working through the workbook activities as they grow and learn, and that you, as their teacher, will share in their pleasure.

## Tidy up



### Tidying up is fun!



basic education  
Department:  
Basic Education  
REPUBLIC OF SOUTH AFRICA



SCAN HERE  
or visit [OMO.CO.ZA](http://OMO.CO.ZA)  
for fun activities in  
the OMO Messy  
Play Zone.



Grade **R** **INTEGRATED**  
• Home Language  
• Mathematics  
• Life Skills



1	Birds and Reptiles .....	2
2	Wild Animals .....	22
3	Sport .....	34

ENGLISH

Book

4

Term 4



# Birds and reptiles



Term 4 – Week 1–5





Discuss the picture.



TEACHER: Sign

Date





Which sound do you hear at the beginning of each word?

r



rose




rainbow



rabbit



rocket



robot



rat



My name is:



1.2

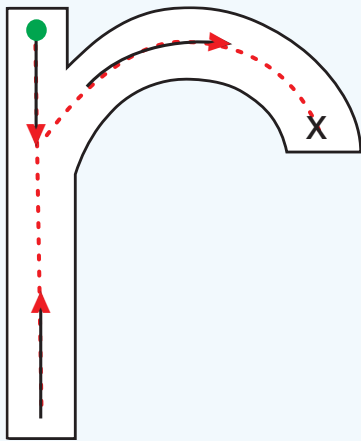


Sound, trace and circle.

r




rat








o	r
c	r

r    r    r    r    r



Plot the items in the correct rows and write the totals.







Cut on the broken line.



snake



crocodile



chameleon



lizard



penguin



ostrich




duck



eagle



dove





Discuss the order of planting a seed. Number the sequence 1 to 4.





Spot the differences.





TEACHER: Sign

Date





Which sound do you hear at the beginning of each word?

m



m an



m ouse



m ealie




m ilk



m oon



m onkey




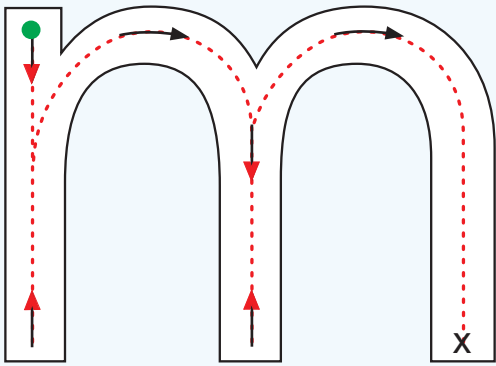
My name is:







Sound, trace and circle.

m





Let's share.







Trace, count and colour 8 shapes in each row.

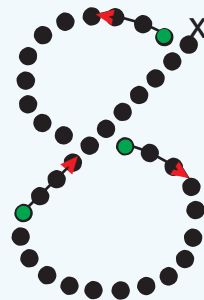
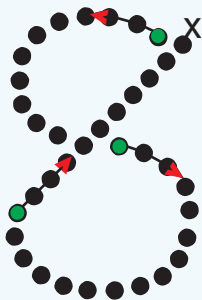
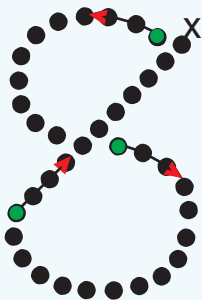
8	
---	--

8	
---	--

8	
---	--

8	
---	--



8	
---	--





Listen to the instructions and then paste the stickers in the correct position.


Term 4 – Week 1–5


		





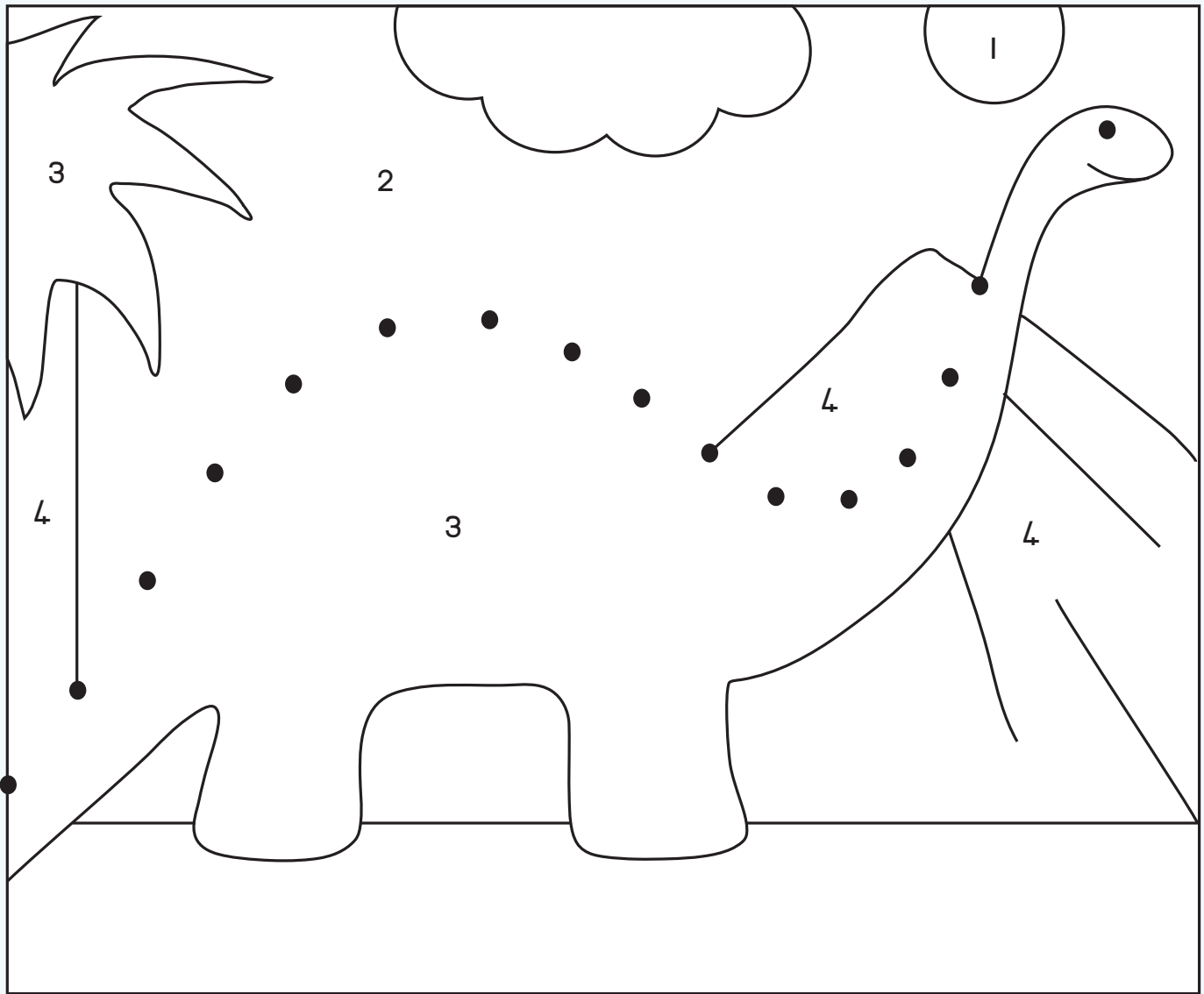
Cut on the broken line and build the puzzle.







Join the dots and colour by number.





Which sound do you hear at the beginning of each word?

d




dig



duck



doll




dot



dam



door


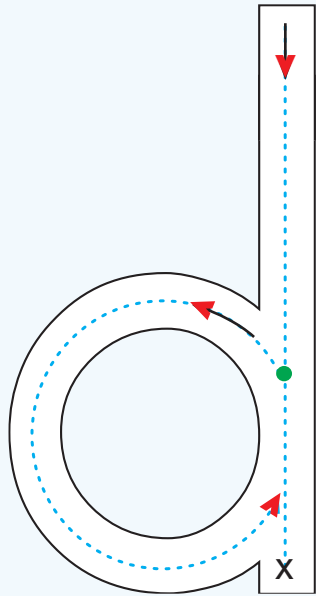


My name is:



Sound, trace and circle.

d



2

# Wild Animals









Discuss the picture.







Count the wild animals, represent and write the number.

		1
		
		
		
		





Draw a happy or sad face in the corner of each picture.



I feel safe  
with my mother.



I am lost.



Please help me  
find my mother.





I found my mother.

2.2



Circle the biggest animal green and the smallest orange in each row.










Count and write the numbers. Circle the smallest set in each row.



Complete the other side of each butterfly.





Which sound do you hear at the beginning of each word?

g



gate



goat




girl



gift



goose



gold




My name is:

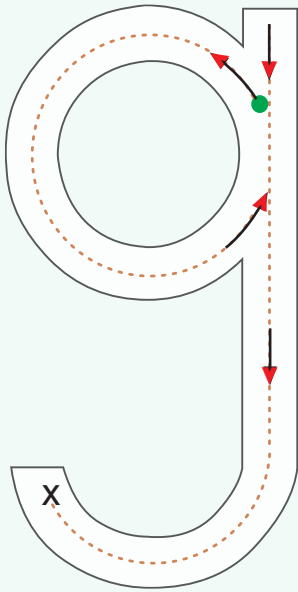


Sound, trace and circle.

g



gate



p	g
g	j

g g g g g



Circle the word in each row that does not rhyme.



cat



mat



dog



man



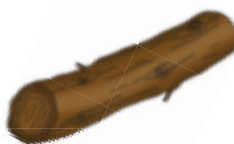
gate



can



moon



log



dog



pig



dig



ten





Cut on the broken line and match.



	2
	● ●

	3
	● ● ●

	4
	● ● ● ●

	5
	● ● ● ● ●

	6
	● ● ● ● ● ●

	7
	● ● ● ● ● ● ●

	8
	● ● ● ● ● ● ● ●

	9
	● ● ● ● ● ● ● ● ●

i



ink

p



pot

k



king

d



dog

c



cat

n



nest

e



egg













s



sun



Draw the matching number of sticks and write the number.




3

# Sport



Discuss the picture and paste the stickers.





TEACHER: Sign

Date


3!



Which sound do you hear at the beginning of each word?



Term 4 – Week 6-10



**o**range




**o**strich




**o**tter




**o**ctopus



**o**x



**o**ctagon



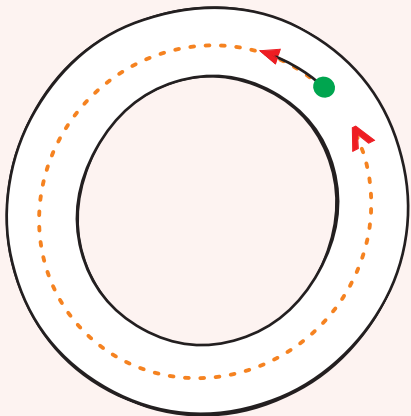



My name is:

3.2



Sound, trace and circle.





Count and write the number in each box. Circle the box with more than in each row.

5

4





The ball goes over  
the farm.

4



The ball goes over  
the zoo.

5




Sam gives the children  
their ball. They play soccer  
together.

8



We love soccer



Jabu kicks the ball  
very hard.

1




The ball goes over  
the beach.

6



The ball goes over  
the village.

3



The ball goes up. It goes over the  
fence and across the road.

2



Sam catches the ball.

7



Match and write the missing numbers.




- 9
- 8
- 7
- 6
- 
- 4
- 
- 2
- 1

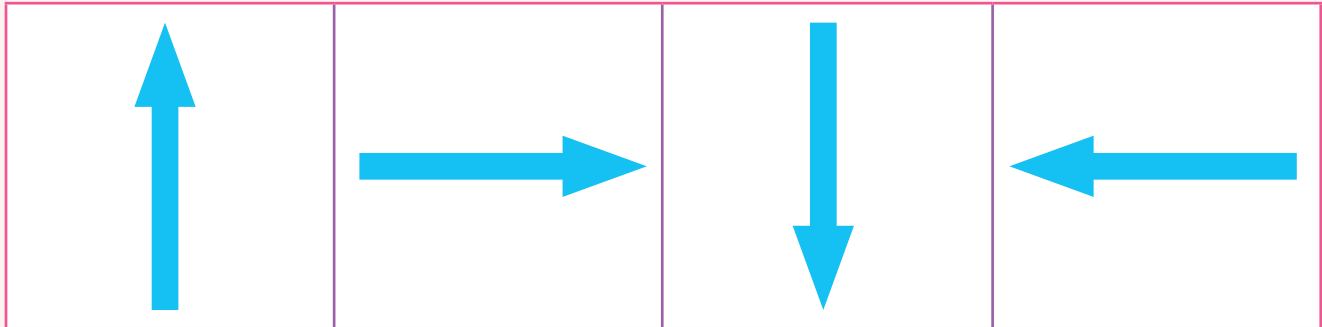


Listen and do.


Circle the arrow pointing up.



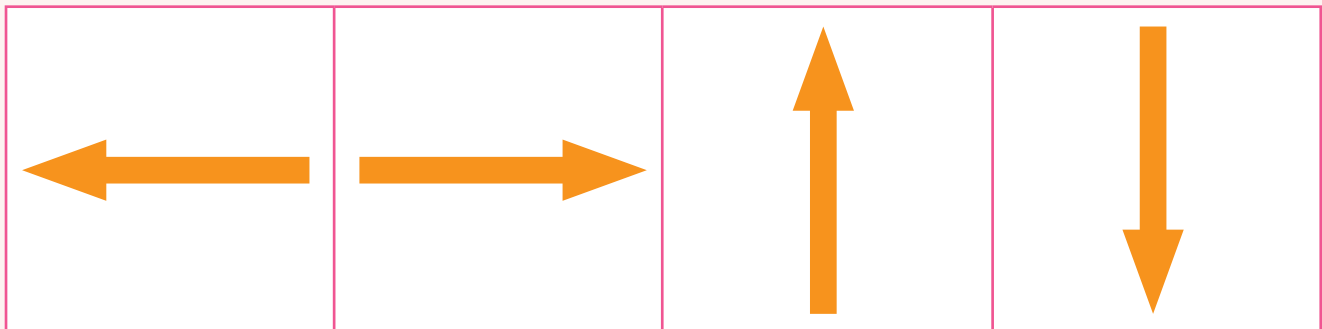
Circle the arrow pointing down.



Circle the arrow pointing left.

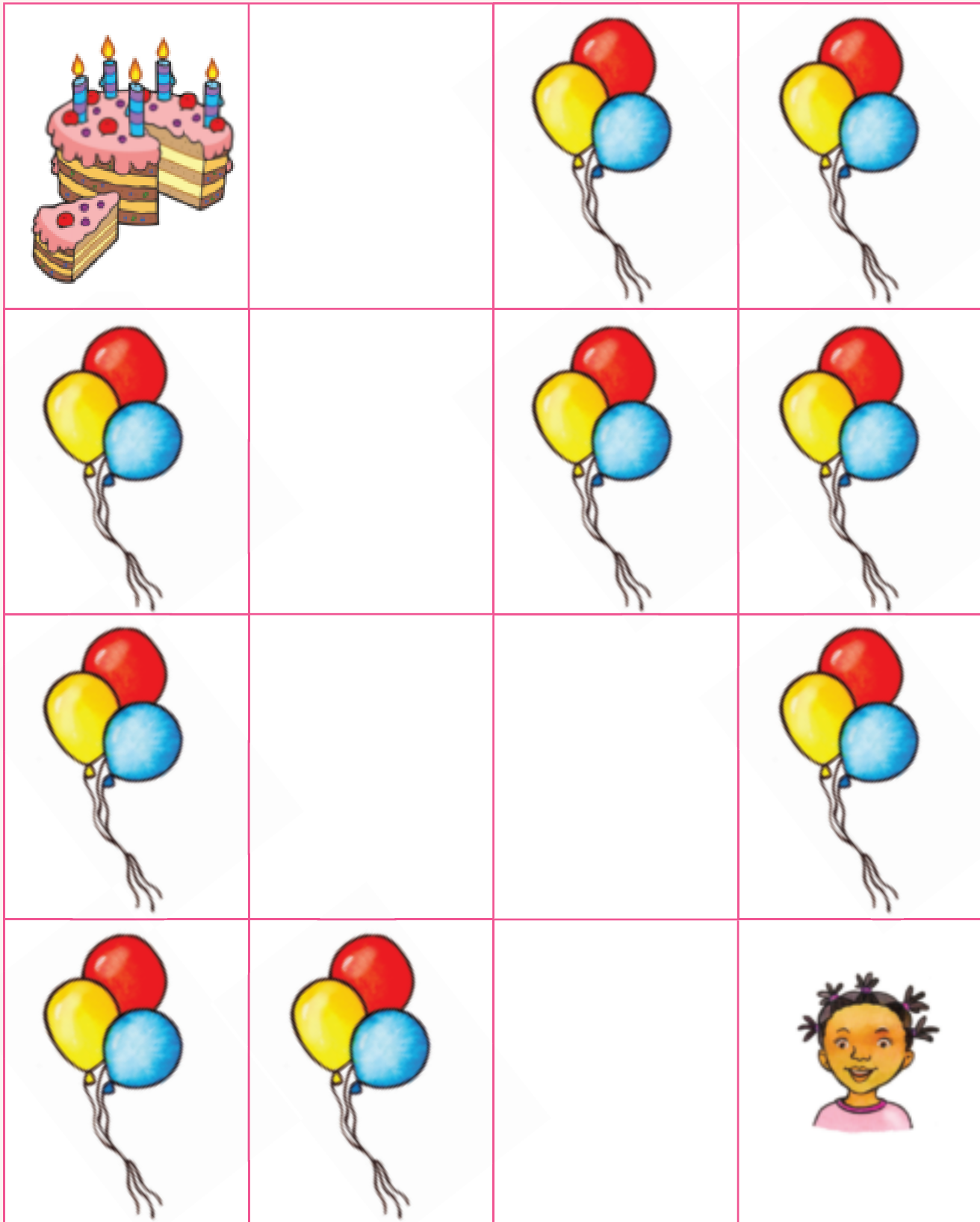


Circle the arrow pointing right.





Help the girl to find her birthday cake. Draw the arrows to trace the path.





Which sound do you hear at the beginning of each word?

u



up



umbrella




under



unhappy



unzip



us


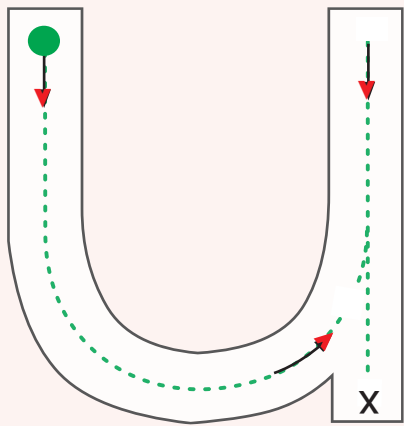


My name is:



Sound, trace and circle.

u





Circle the pattern that is the same as in the first box.




3.10




Cross out the one that does not rhyme.





Spot the differences.





TEACHER: Sign

Date





Tick (✓) what is heavy in each row.



















3.13



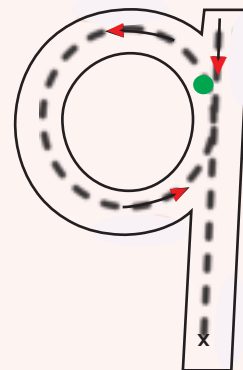
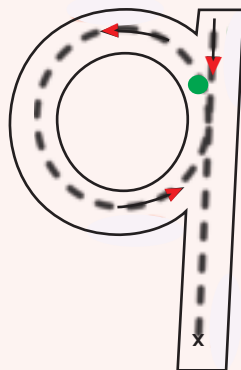
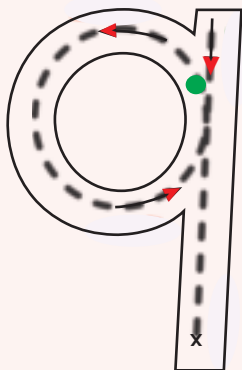
Trace and draw 9 objects in each row.

9	
---	--

9	
---	--

9	
---	--

9	
---	--






How many altogether?




and



make

7




and



make



and



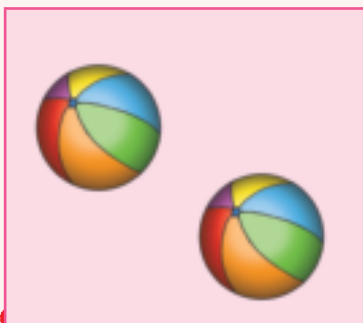
make



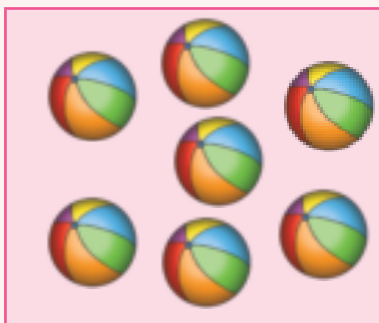
and



make



and



make


3.15



Use the stickers to make a shopping list.

1.	
2.	
3.	
4.	
5.	
6.	

TEACHER: Sign  Date





# Cut-outs



## Puzzle:

Cut out the puzzle on the black lines. Now put these pieces together to form the picture.



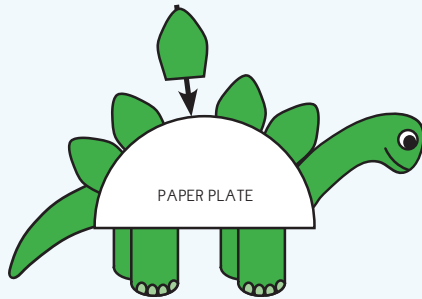
## Two little dicky birds:

Cut out the birds, fold and glue to make finger puppets. Use these two little dicky birds to act out the poem on page 14.



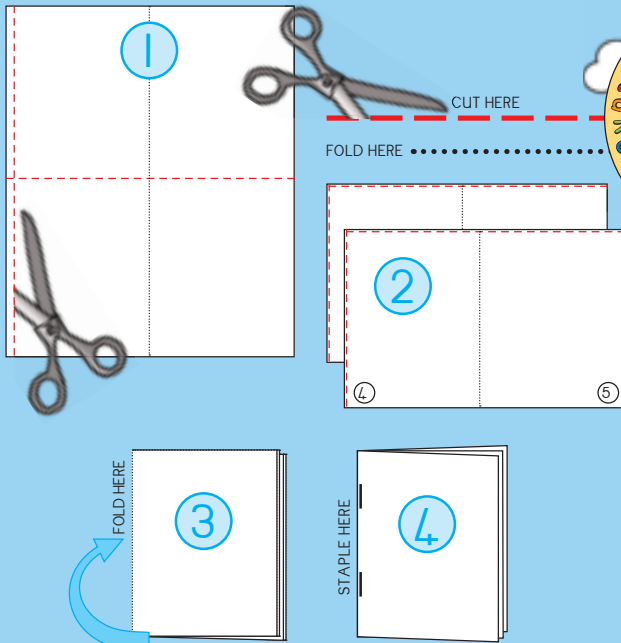
## Sequence cards:

Cut out these cards and put them in the correct sequence and then tell the story of what is happening in each sequence.



## Make a Dinosaur:

Cut out the dinosaur legs, head and tail on the black lines. Fold a paper plate in half. Now put these pieces together to form a dinosaur like in the picture.



## Reading books:

Follow the instructions and make this cut out book.

Take it home and read it to your friends and family.





# MY CUTOUTS



Let's do.


Cut the page off on the dotted line at the top and then glue the page to the back cover to make a pocket. Keep your cut outs here so that it doesn't get lost.


GLUE HERE

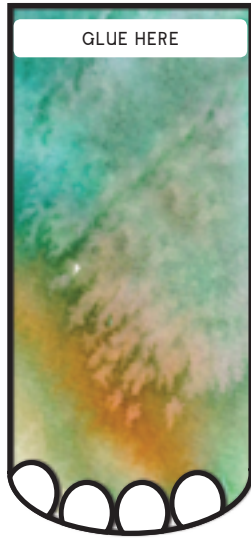



GLUE HERE

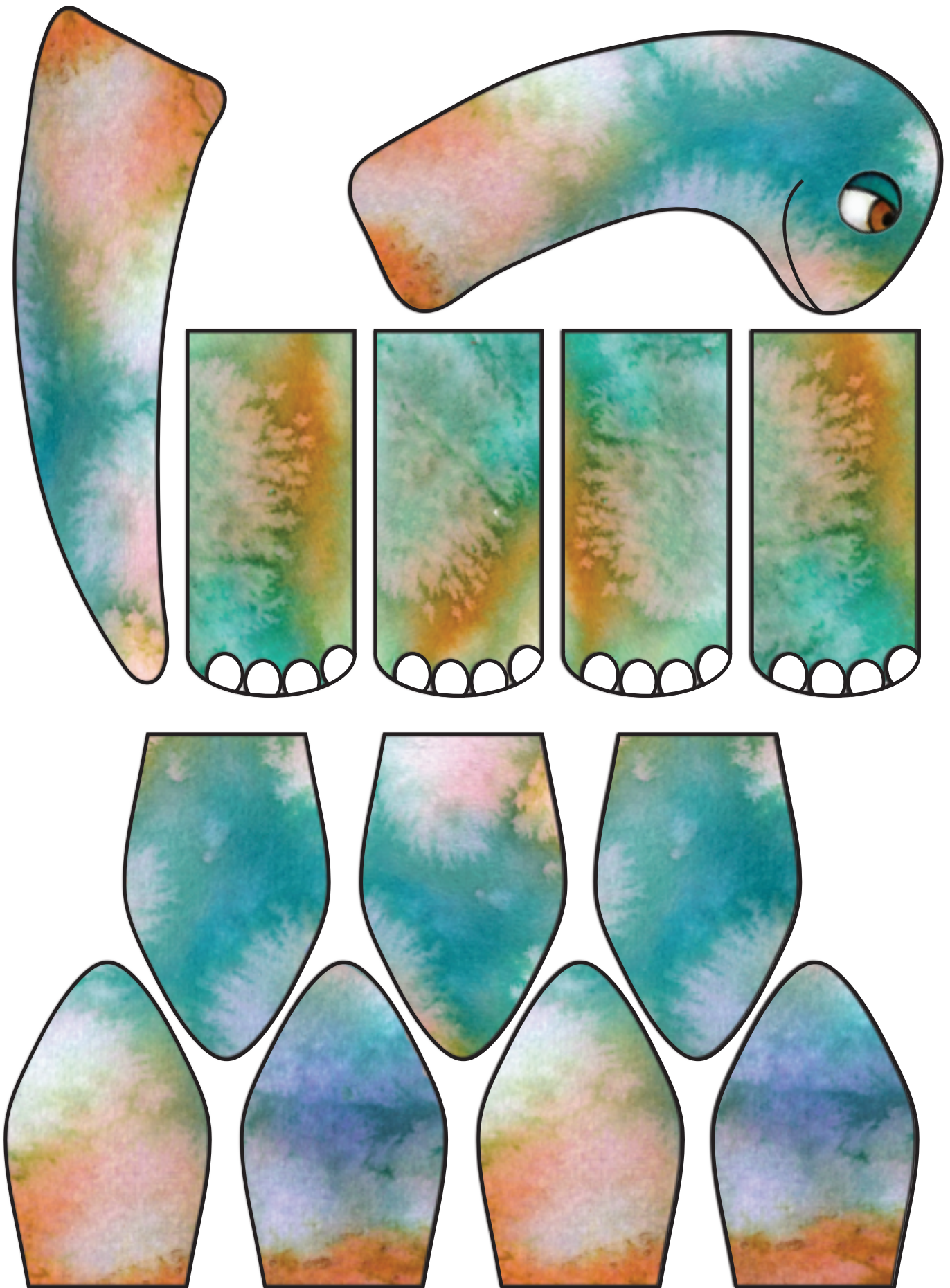
GLUE HERE

GLUE HERE


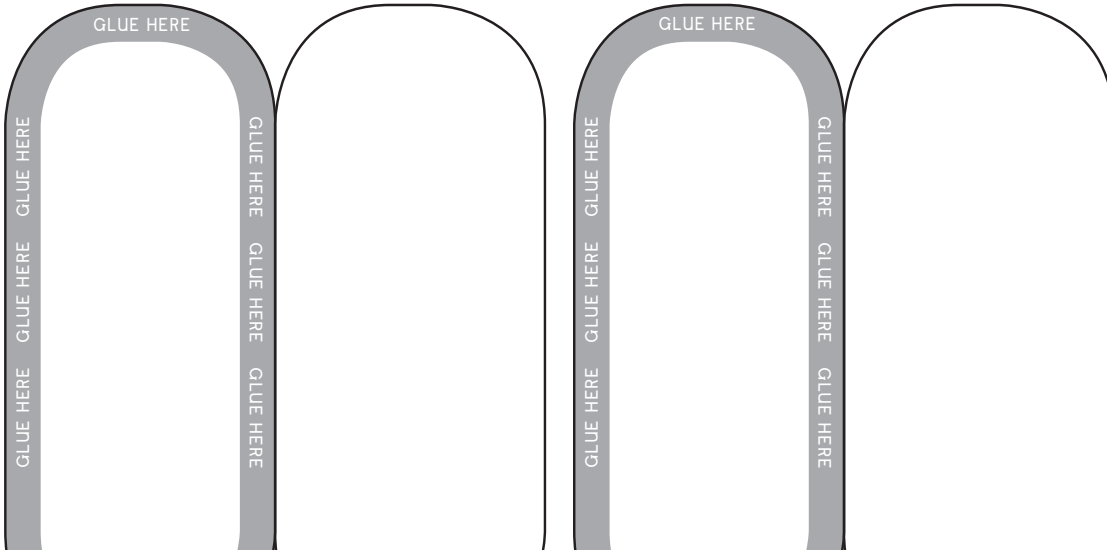
















I am so hungry.  
These apples are good.

4



What's going on here?  
I wish I could fit  
into the class.

5




Today we all visit Jerry at  
the zoo. Have a happy day  
Jerry.

8



Jerry goes  
to school.



1



I wish I could  
read and write.

6



What's this?  
Can I eat it?

3



I want to go to school.

2



It's home time Mr Jerry.  
Come with us.

7


# STICKERS

GRADE R BOOK 4



2-3





10






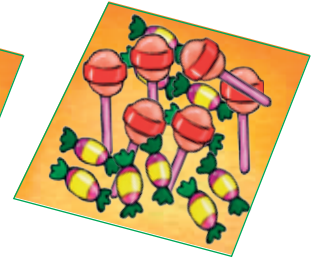


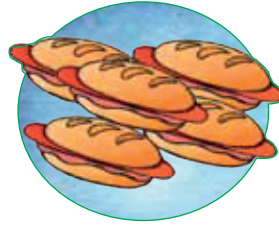
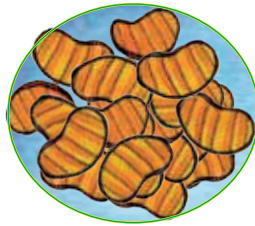
11



12-13



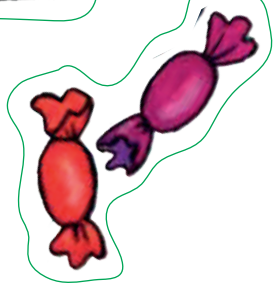


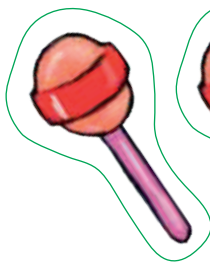









16



14



23

