















About Me

MONDAY

 Arrival 15-30 mins	Welcome each learner. Ask parents or caregivers to please send a photograph of their child as a baby to school tomorrow.		
 Health check			
 Morning Circle 10-15 mins	Introduce the theme, 'About Me', which is covered over the next two weeks and explain the theme table. (For tips on preparing a theme table, refer to LSF, The Theme Table.)	Use the Grade R kit poster 'About Me' to introduce the theme.  (For help on using posters, refer to LSF, Using Posters.)	Learners talk about the picture. The teacher facilitates the discussion with questions, e.g. 'How many boys can you see?' or 'What are all the children carrying?'
 Work Time Activities 30-35 mins	Language focus 1 Learners write their names in the placeholder on page 3 in Workbook 1. 	Language focus 2 Learners trace the word that applies to themselves ('boy' or 'girl') on page 3 in Workbook 1. 	Creative focus Learners make body rubbings using cardboard cut-out bodies. (They place these under paper and rub over the paper with crayon.)
 Small Group Time Activity 10-15 mins	Life Orientation focus Encourage the learners to tell the group something about themselves. It can be a physical attribute or a preference they have, e.g. 'I am tall' or 'I like drawing'. Prepare pictures (drawings or magazine pictures) of items or activities that children enjoy. The learners will choose which pictures represent something about themselves. A learner who likes ice-cream may choose a picture of an ice-cream. (More than one learner can choose the same picture.) Use this activity to encourage an awareness of the similarities and differences in all of us. You can also use the LEAP audio lesson Sentence Play, Term 1-OI.		
 Tidy-up time			
 Hand washing			
 Snack time			
 Music and Movement Ring	Introduce learners to the song, 'I Am Special' on page 65 of this Teacher's Guide. You can also use the LEAP audio lesson Sing-along Term 1-OI.		
 Outdoor Play	Include the activity below as one of your daily outdoor activities. (For tips on outdoor safety, refer to LSF, The Outdoor Classroom). Learners play 'Stuck In The Mud'. One learner is 'on' and must try and catch the other learners. Caught learners are 'stuck', i.e. must stand still with legs apart until another learner crawls through their legs and shouts the learner's name three times.		
 Story Time	Learners share their stories about being younger or being babies. Ask them to talk about the things they used to do when they were smaller.		