















TUESDAY

 Arrival 15-30 mins	Welcome each learner. Collect the baby photographs (these will be used during the Morning Circle).		
 Health check			
 Morning Circle 10-15 mins	Learners sit in a circle on the carpet. Hold up the baby photographs one by one and ask the learners to guess who is in the photograph. (Remind learners not to spoil the activity by claiming their photograph as their own as it is shown.) Discuss how each child has changed physically.		
 Work Time Activities 30-35 mins	Creative focus Learners draw a picture of themselves in the picture frame on page 4 in Workbook 1.	Literacy focus Learners write their name in the placeholder on page 5 in Workbook 1.	Mathematics focus Learners colour in the correct number of candles to show their age and trace the matching number (5, 6 or 7) on page 5 in Workbook 1.
			
 Small Group Time Activity 10-15 mins	Mathematics focus Ask all the learners who are five years old to put up their hands. Everyone claps to five. Repeat with five-, six- and seven-year olds. Place different coloured counters in a pile on the carpet. Learners sit in a circle around the counters. Ask them to choose a colour and collect the number of counters that represents their age. Learners take turns to count their counters out aloud for the group.		
 Tidy-up time			
 Hand washing			
 Snack time			
 Music and Movement Ring	Learners sing 'I Am Special'. Perform the actions to the song (page 65 of the Teacher's Guide) or ask the learners to share their own ideas for movement.		
 Outdoor Play	Include the activity below as one of your daily outdoor activities. Play 'Stuck In The Mud' again but this time, only boys can 'set free' boys while only girls can 'set free' girls.		
 Story Time	Read the Big Book 1 story 'We Have Fun' on page 4. Begin by letting learners look at the pictures and saying what they see. Ask learners the following question: 'Who do you see?', 'What are they doing?', 'Are they having fun?', 'How can you tell?'. (For help on using a Big Book, refer to LSF, Using The Big Book).		