














About me

WEDNESDAY

 Arrival 15-30 mins	Welcome each learner. Place pictures of children doing different activities in the learners' lockers. They must bring these to the Morning Circle.		
 Health check			
 Morning Circle 10-15 mins	Learners sit on the carpet. Ask each learner to tell you what the child in their picture is doing. They should use the following sentence structures: 'He is... /She is...'. You can also use the LEAP audio lesson, Term 1-O1.		
 Work Time Activities 30-35 mins	Life Orientation focus Discuss hair and eye colour. Discuss hair type, e.g. short, long, straight, curly. Learners fill in the third and fourth blocks relating to their personal appearance on page 7 in Workbook 1.	Creative focus Learners trace around their hands and feet. Cut these out and make a class mural. Let them discuss what they like doing with their hands and with their feet.	Technology focus Baking: Learners make biscuit faces, using sweets for facial features.
			
 Small Group Time Activity 10-15 mins	Life Orientation focus Encourage learners to describe what their bodies can do. Use action words like 'walk', 'run', 'jump', etc. Prepare cards of people and cut them in half. Learners match the tops and bottoms.	Play 'Who Is ...?' Learners need to listen and choose the male pronoun, 'he', or the female pronoun, 'she'. For example, the teacher will say: 'The boy is cutting. Who is cutting?' A learner will reply, saying: 'He is cutting.' If the learner says 'she' instead of 'he', the learner is out of the game. You can also use the LEAP audio lesson Playtime, Term 1-O1.	
 Tidy-up time			
 Hand washing			
 Snack time			
 Music and Movement Ring	Play some recorded music or bang a drum. Learners move freely to the rhythm. When the music stops, give a sentence beginning with 'he' or 'she', e.g. 'He jumps'. If you begin the sentence with 'he' all the boys must perform the actions and the girls stand still. If you begin the sentence with 'she', the girls will perform the action and the boys will stand still. Repeat.		
 Outdoor Play	Include the activity below as one of your daily outdoor activities. Provide hula-hoops for the learners. They can twirl the hoops on different parts of their bodies (waist, arm, wrist, ankle, etc.) Count who can make the most twirls with the hoop.		
 Story Time	Tell learners they are going to make a class book called 'We Play'. Ask learners what games they like playing. Make a note of who likes what. On each page, write a sentence, e.g. 'We like skipping.' Learners draw a picture for the book. Read the book to the class. Keep the book in the reading centre for learners to access at their leisure.		