












About Me

FRIDAY

 Arrival 15-30 mins	<p>Welcome each learner.</p> <p>Ask each learner how he/she is feeling today and encourage them to ask how you are as part of their reply.</p> <p>Return the baby photographs to the parents.</p>
 Health check	
 Morning Circle 10-15 mins	<p>Revise all that learners have learnt this week. Ask leading questions that will check their understanding of the usage of 'he' and 'she', 'boy' and 'girl' and 'I can...' Ask learners to say something about themselves that makes them feel special.</p>
 Work Time Activities 30-35 mins	<p>Literacy Focus Learners complete their 'About Me Book' from yesterday's lesson.</p> <p>Creative focus Learners make faces on paper plates using waste materials, e.g. buttons for eyes, a cork for a nose, etc.</p>
 Small Group Time Activity 10-15 mins	<p>Mathematics focus Get learners to use their bodies to count to five. They can clap hands, stamp feet, pat tummies, etc. (For help on counting with learners, refer to LSF, Counting.) Revise the number '1'. Ask: 'What number is this?' Learners can practise writing '1' in the air. Get learners to stand up and compare their height: 'who is the tallest, shortest, who is taller than...', 'who is shorter than...' etc. Measure learners' heights. Learners can fill in the second block on page 7 of Workbook 1.</p>
 Tidy-up time	
 Hand washing	
 Snack time	
 Music and Movement Ring	<p>Hand out a beanbag to each learner. Let them play with their beanbag for a few minutes. Then ask learners to balance the beanbag on their head. Play some music and get learners to move around to it, challenge them to do some actions while balancing the beanbag. Call out a different part of the body and learners have to balance their beanbag on it.</p>
 Outdoor Play	<p>Include the activity below as one of your daily outdoor activities.</p> <p>One learner starts the game holding a ball. He/she listens to the instructions and throws to a classmate matching the description. For example, say 'Throw the ball to a tall girl' or 'Throw the ball to a boy who is 6 years old'.</p>
 Story Time	<p>Select a story of your choice. Get the learners to retell the story in their own words – help them answer relevant questions if they need assistance. (For help on selecting stories, refer to LSF, Choosing Books For Storytime.)</p>

