












MONDAY

 Arrival 15-30 mins	<p>Welcome each learner.</p> <p>As learners arrive at school, tell them to take their shoes off and put them into their lockers. Collect one shoe from each locker and bring the shoes to morning circle.</p>		
 Health check			
 Morning Circle 10-15 mins	<p>Learners sit on the carpet in a circle. Place the pile of shoes in the middle of the circle. One by one, ask the learners to take a shoe from the pile (not their own shoe). The learner asks the owner of the shoe a question, e.g. 'How old are you?', 'When is your birthday?'</p>		
 Work Time Activities 30-35 mins	<p>Life orientation focus Cut out pictures of babies, children and adults from magazines. The learners group them according to age and gender. Learners must use language to describe their groupings, e.g. 'old', 'young', 'baby', 'mother' etc.</p> <p>Science/technology focus Provide different textured fabrics and materials. Try to include the following: sandpaper, velcro, silk, velvet, felt, wool, elastic, tinfoil, vinyl. Let learners feel each item and describe how each item feels and looks, e.g. 'rough', 'smooth', 'soft', 'hard', 'cool' and 'shiny'.</p>		
 Small Group Time Activity 10-15 mins	<p>Mathematics focus Learners click their fingers and count to five. (For help on counting with learners, refer LSF, Counting). Revise the number flash card 1. Revise the numeral '1' and word 'one'.</p>	<p>Give learners a pile of socks. Let them count the socks and say how many there are. Let them match the socks and say how many pairs there are.</p>	<p>Get learners to order the socks from shortest to longest. They can then describe the socks using mathematical language, e.g. 'longest', 'shortest', 'longer than', 'shorter than', etc.</p>
 Tidy-up time			
 Hand washing			
 Snack time			
 Music and Movement Ring	<p>Sing this week's theme song, 'I Like Carrots, I Like Peas' on page 65 of Grade R kit Teacher's Guide. You can also use the LEAP audio lesson, Term 1-O2.</p>		
 Outdoor Play	<p>Include the activity below as one of your daily outdoor activities.</p> <p>Learners stand in a line, one behind the other. The learner in front is the leader. This learner must walk, jump, hop around the playground while the other learners follow and copy whatever the leader does. (Change the leader as many times as possible.)</p>		
 Story Time	<p>Read the Big Book story 'We Have Fun' on page 4 again.</p> <p>Ask learners the questions at the bottom of page 5. (For help on using a Big Book, refer to LSF, Using The Big Book.)</p>		