




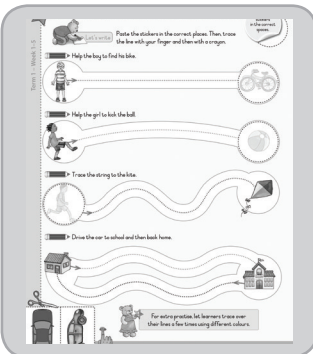


About me

TUESDAY

 Arrival 15-30 mins	<p>Welcome each learner.</p> <p>Ask parents for a recent photograph of their child (ask them for one that they don't mind not getting back.) These photographs will be used to add to the birthday poster (included in the Grade R kit) or for a bulletin display.</p>
 Health check	
 Morning Circle 10-15 mins	<p>Learners sit on the carpet. Say the months of the year. Use the Birthday Train poster from the Grade R kit. Let them repeat the months of the year. Ask learners to say when they celebrate their birthdays. Mark their names on the Birthday Train using name flash cards. (Have a birthday list so you can tell if they know.)</p> 
 Work Time Activities 30-35 mins	<div data-bbox="445 842 753 1194"> <p>Literacy focus</p> <p>Learners use their fingers to trace the patterns on page 6 of Workbook I. They can cut out the little car on the page and use it to trace the patterns. Finally let them trace the patterns using crayons. As extra practise, let them draw patterns on different textures with their fingers.</p> </div>  <div data-bbox="1117 842 1424 1114"> <p>Creative focus</p> <p>Learners make string paintings. They dip string attached to a peg into paint and trail it along paper.</p> <p>Mathematics focus</p> <p>Learners use modelling clay to make a number one.</p> </div>