















# About me

## THURSDAY

 <b>Arrival</b> 15-30 mins	<p>Welcome each learner.</p> <p>Remind the parents to bring a recent photograph of their child.</p> <p>Give each learner a cut-out heart and tell them to put it in their locker.</p> <p>They must bring the heart to morning circle.</p>
 <b>Health check</b>	
 <b>Morning Circle</b> 10-15 mins	<p>Learners sit in a circle on the carpet. Give each learner a piece of paper bearing the name of another class learner. Tell the learners that you gave each of them a heart because they are all loved and are special. One by one, ask the learners to show the name on their piece of paper. They must give their cut-out heart to that learner. Talk about how we can show others we love them.</p> <div data-bbox="1219 743 1385 806" style="border: 1px solid black; border-radius: 10px; padding: 5px; display: inline-block;">Lerato</div>
 <b>Work Time Activities</b> 30-35 mins	<div style="display: flex; justify-content: space-between;"> <div data-bbox="445 837 765 1096"> <p><b>Life Orientation focus</b></p> <p>Learners look at page 8 of Workbook I again and 'read' the pictures and simple sentences. Let them draw a picture of themselves doing something that they like to do in the frame on page 9 of Workbook I.</p> </div> <div data-bbox="811 837 1060 1088">  </div> <div data-bbox="1117 837 1419 966"> <p><b>Literacy focus</b></p> <p>Learners practise writing their names in the placeholder at the top of page 10 in Workbook I.</p> </div> </div> <div data-bbox="445 1107 1407 1201" style="margin-top: 10px;"> <p><b>Literacy / Mathematics focus</b></p> <p>Learners cut out the flash cards on the back cover of Workbook I. Give each child a small plastic bank bag to store their cards in.</p> </div> <div data-bbox="1123 983 1426 1079" style="margin-top: 10px;">  </div>
 <b>Small Group Time Activity</b> 10-15 mins	<div style="display: flex; justify-content: space-between;"> <div data-bbox="445 1232 1021 1448"> <p><b>Mathematics focus</b></p> <p>Learners count the boys and girls in each frame on page 8 of Workbook I. Let them place a counter on each child (one to one correspondence). Then ask them to show which frames have the same number of children, which frame has the least number of children and which has the most number of children.</p> </div> <div data-bbox="833 1366 1084 1472">  </div> <div data-bbox="1117 1232 1431 1484"> <p><b>Literacy focus</b></p> <p>Let learners read their feeling books that they made yesterday to each other. They must make sure they hold the book the right way up, turn the pages carefully and point to the words as they read.</p> </div> </div>
 <b>Tidy-up time</b>	
 <b>Hand washing</b>	
 <b>Snack time</b>	
 <b>Music and Movement Ring</b>	<p>On three pieces of paper, draw a face, each showing a different emotion (happy, sad, angry). Stick each page on a wall in different areas of the classroom. Learners dance around the room and when the teacher calls out an emotion such as 'Happy!', they run and stand near that face. Learners who run to the wrong face or take too long, are out of the game.</p>
 <b>Outdoor Play</b>	<p>Include the activity below as one of your daily outdoor activities.</p> <p>Draw large 'number ones' on the ground outside. Let learners walk the numbers starting at the top and ending at the bottom.</p>
 <b>Story Time</b>	<p>Read a book about feelings.</p> <p>(For help on selecting stories, refer to LSF, Choosing Books For Storytime.)</p> <p>After reading, hand out pictures of different faces showing different emotions. Learners must describe how they think the person is feeling. Encourage them to give suggestions about why the person could be feeling that way.</p>