


MONDAY


 **Arrival**
15-30 mins

Welcome each learner.

Give each learner a picture showing an activity that is done in the classroom, e.g. a child reading a book or a child drawing.

The learners will bring their picture to the morning ring.

 **Health check**

 **Morning Circle**
10-15 mins

Introduce the theme, 'In the Classroom' which will be investigated over the next two weeks. Look at the Grade R kit Poster 2 called 'In the Classroom' and discuss the picture with the learners. (For help on using posters, refer to LSF, Using Posters).

Look at the theme table and discuss the school-related items on it.

Let learners name each item and say how the item is used.

Learners discuss the pictures that they were given when they arrived at school. Talk about the many different activities that are done during a school day.



 **Work Time Activities**
30-35 mins

Literacy focus 1

Learners write their name in the block on page 13 of Workbook 1. Let them read the sentence they have made, 'My name is...'




Literacy focus 2

Learners find the correct stickers to paste on pages 12 and 13 in the Workbook.



Creative focus


Learners glue toothpicks on paper to make patterns.



 **Small Group Time Activity**
10-15 mins

Mathematics focus

Learners count to five. (For help on counting with learners, refer LSF, Counting.) Revise the number flash cards '1' and 'one.' Ask them to hold up one finger. Ask learners to look at Poster 1 'In the Classroom' or any other picture. Ask them to find objects that only appear once, e.g. one blackboard, one bookshelf, one vase, one teacher, one wheelchair. Learners can count each item, e.g. one blackboard. Learners can draw a circle around all the objects that appear only once on pages 12 and 13 in the Workbook.

 **Tidy-up time**

 **Hand washing**

 **Snack time**


 **Music and Movement Ring**

Introduce the theme related song 'Balloons are Red' to the learners on page 66 of this Teacher's Guide. You can also use the LEAP audio lesson Term, 1-O3. The song can be sung every day of the teaching week.

 **Outdoor Play**

Include the activity below as one of your daily outdoor activities.

Hang up an old white sheet outside, e.g. on a fence. Prepare plastic spray bottles containing different colours of watered down paint. Let learners take turns to spray the sheet until it is completely soaked. When dry, it can be used as a tablecloth. Let them name the colours.

 **Story Time**

Select a story about a child going to school. After reading the story, talk about the events, the characters and the feelings involved.