














WEDNESDAY

 Arrival 15-30 mins	Welcome each learner. Give each learner an object from the classroom e.g. a paintbrush, blackboard duster etc.). Ask them to bring it to the Morning Circle.		
 Health check			
 Morning Circle 10-15 mins	Learners sit in a circle on the carpet. They will bring the items given to them during Arrival time. Ask individual learners to show their object, name it and then put it back where it belongs.		
 Work Time Activities 30-35 mins	Creative/Literacy focus Learners use various hard and soft classroom items to paint with, e.g. the back end of a pencil, cotton wool, a feather, etc. Encourage them to paint the patterns alongside.		Numeracy focus Provide learners with an assortment of cut-out paper objects or actual objects from around the classroom. They must sort the objects according to shape, colour and size.
 Small Group Time Activity 10-15 mins	Mathematics focus Learners count to five. Revise the number flash cards '1' and 'one'. Hold up a flash card that reads '1' and ask them to read the card and show you that number of fingers. Repeat with the remaining flash cards. Prepare a three by three grid for learners. Ask learners to draw one pencil in the top left-hand block.	Next, ask them to draw one book in the second square. In the third block they draw one cap. Continue until each block is filled with a single item. Make sure learners fill the blocks from top to bottom left to right. They then 'read' the pictures in each block, again from left to right and top to bottom.	Learners then draw the numeral '1' in each block. 
 Tidy-up time			
 Hand washing			
 Snack time			
 Music and Movement Ring	To the tune of 'Here We go Round the Mulberry Bush', sing 'We Love Our Classroom' on page 66 of this Teacher's Guide. Sing this song a number of times and ask learners to dance around as they sing (on their own or with a friend).		
 Outdoor Play	Include the activity below as one of your daily outdoor activities. Trace large number 1 numerals on the outside paving. Let learners walk these numerals starting and ending in the correct positions.		
 Story Time	Together with the learners, make up a story about the classroom. Use the picture on pages 12 and 13 of Workbook 1 as guidance.		