















## FRIDAY

 <b>Arrival</b> 15-30 mins	<p>Greet each learner with a smile.</p> <p>Give each learner a sticker with a smiley face on it. They can wear the sticker for the day.</p>
 <b>Health check</b>	
 <b>Morning Circle</b> 10-15 mins	<p>Play 'Scavenger Hunt'. Describe a classroom object, e.g. say, 'I am thinking of, something you draw with'. Set a timer and give learners 20 seconds to find objects matching the description. When the timer goes off, learners return to the circle and talk about what they found.</p> <p>Look at the items on the theme table again and discuss them with the learners. Show learners an item and ask them to complete the given oral sentence, e.g. 'When we cut out pictures, we use a pair of ...'. The learners say, 'scissors'.</p>
 <b>Work Time Activities</b> 30-35 mins	<p><b>Creative focus</b></p> <p>Learners use medicine droppers to dribble paint onto paper. They first just experiment with dribbling the paint. Once they have grasped the idea, ask them to try to make a picture. For example, a house or a stick figure. (Display these pictures around the classroom).</p> <div data-bbox="543 1001 855 1248">  </div> <p><b>Mathematics/Literacy focus</b></p> <p>Learners complete a worksheet like the one alongside. This worksheet is available as free download from 'Sparklebox' (<a href="http://www.sparklebox.co.uk">www.sparklebox.co.uk</a>).</p> <div data-bbox="1209 954 1482 1295">  </div>
 <b>Small Group Time Activity</b> 10-15 mins	<p><b>Mathematics focus</b></p> <p>Prepare various cards with colour patterns on them. Make two of each. Make them similar so that learners pay attention to the fine details. Place all the cards face down. Learners must turn over two cards and see if they match. If yes, they keep the pair. If not, they turn them back face down.</p> <div data-bbox="1209 1390 1521 1484">  </div>
 <b>Tidy-up time</b>	
 <b>Hand washing</b>	
 <b>Snack time</b>	
 <b>Music and Movement Ring</b>	<p>Play music or sing a song with the learners that they know well. Learners dance around the classroom. Call out a number. Learners get into groups of that number and sit down. The first learners to make their group and sit down, get a chance to choose a song that they would like to sing.</p>
 <b>Outdoor Play</b>	<p>Include the activity below as one of your daily outdoor activities.</p> <p>Prepare a large sheet of paper with different coloured ovals on it. Lay it out on the ground. One by one, learners listen to an instruction, e.g. 'Throw your bean bag onto the red oval'. Continue with other coloured ovals until each learner has had a chance to toss their bean bag.</p>
 <b>Story Time</b>	<p>Divide the learners into groups. Ask them to use their stick puppets to make up a short story about children in a classroom. Give each group some ideas to get them started, if necessary.</p>