













# In the classroom

## MONDAY

 <b>Arrival</b> 15-30 mins	Welcome each learner. Ask learners to open their schoolbags and show what is inside – check for neatness, hygiene etc. and comment appropriately.		
 <b>Health check</b>			
 <b>Morning Circle</b> 10-15 mins	Continue discussing the theme, 'In The Classroom'. Look at the items on the theme table and discuss each one. (For help on preparing a theme table, refer to LSFFL, The Theme Table).	Unpack a school backpack. Name each item as it is removed from the backpack. Ask learners what the item is used for. They can practice the sentence structure 'I have a... in my schoolbag'. You can also use the LEAP audio lesson, Term I-O4.	Talk about personal hygiene at school. Discuss the toilet routine. Talk about neatness and looking after their belongings. Also, discuss keeping their belongings in the right place.
 <b>Work Time Activities</b> 30-35 mins	<p><b>Life Skills focus</b> Learners complete the activity on page 18 in Workbook I. They need to find the correct stickers to paste onto the page.</p> <p><b>Literacy focus</b> Learners trace the writing patterns on page 19 of Workbook I. They trace the lines from left to right. They can verbalise the writing actions as they draw, e.g. up, down, up down.</p>		
 <b>Small Group Time Activity</b> 10-15 mins	<p><b>Numeracy focus</b> Learners clap their hands as they count to five. (For help on counting with learners, refer to LSF, Counting.)</p>	Revise the number flash cards '1' and 'one'. Choose learners to find one item around the classroom, e.g. one pencil, one blackboard duster etc.	Give each learner a whiteboard or blackboard and let them practice the correct number formation for the numeral '1'. 
 <b>Tidy-up time</b>			
 <b>Hand washing</b>			
 <b>Snack time</b>			
 <b>Music and Movement Ring</b>	Introduce the theme related song 'Listening, Reading, Writing' to the learners on page 66 of this Teacher's Guide. You can also use the LEAP audio lesson, Term I-O4. The song can be sung every day of the teaching week.		
 <b>Outdoor Play</b>	Include the activity below as one of your daily outdoor activities. Let learners work in pairs. Each pair of learners will need a tennis ball. Let them sit opposite each other and get them to throw the ball to each other.		
 <b>Story Time</b>	(To learn more about the importance of stories and how to choose books for your learners, refer to LSF, Choosing Books for Storytime). Select a story and prepare pictures that relate to it. Show the pictures as you tell or read the story. After reading the story, mix up the pictures. Ask the learners to put the pictures in sequence and retell the story.		