













## TUESDAY

 <b>Arrival</b> 15-30 mins	Welcome every learner by name. Ask learners to give you one reason why they like school.
 <b>Health check</b>	
 <b>Morning Circle</b> 10-15 mins	Talk about why different children like different activities. Discuss how different people are good at different things but we are all special. Divide the learners into groups according to what they like doing at school. Learners practise the sentence structure, 'I like to... at school'. You can also use the LEAP audio lesson Term 1-O4. Let learners who enjoy the same activities to work together as a group today.)
 <b>Work Time Activities</b> 30-35 mins	<p><b>Literacy focus</b> Learners sit in pairs and 'read' the pictures on page 20 of Workbook I. They then use stickers to complete the activity. They stick stickers next to the pictures of the activities that they enjoy doing at school.</p>  <p><b>Life Skills focus</b> Learners clean out their school bags.</p>
 <b>Small Group Time Activity</b> 10-15 mins	<p><b>Literacy focus</b> Prepare pictures cards with showing the following activities: writing, painting, drawing, counting, playing, reading etc. Learners will pick a card and practise the sentence structure 'I like to... at school'.</p>
 <b>Tidy-up time</b>	
 <b>Hand washing</b>	
 <b>Snack time</b>	
 <b>Music and Movement Ring</b>	The learners sing along to the theme related song 'Listening, Reading, Writing' to the learners on page 66 of this Teacher's Guide. Help learners add their own words like; singing, running, playing. Sing the song a number of times and, each time, instruct the learners to sing in a different way, e.g. softly, slowly, with a deep voice, etc. Encourage the learners to clap the beat while they sing.
 <b>Outdoor Play</b>	Include the activity below as one of your daily outdoor activities. Divide the learners into groups. Set up three outdoor activity stations, e.g. hopscotch, wheelbarrow races, and beanbag toss. Learners go to a station assigned to them and play. When they hear the whistle they must stop doing the activity and move to the next one.
 <b>Story Time</b>	Read the Big Book I story 'Jabu's Schoolbag' on page 14 again. Begin by letting learners look at the pictures and ask learners to recall the story from last week. (For help on using a Big Book, refer to LSF, Using The Big Book).

