















# In the classroom

## WEDNESDAY

 <b>Arrival</b> 15-30 mins	<p>Welcome each learner.</p> <p>Place an object from the theme table in each locker. Learners must bring it with them to Morning Circle.</p>
 <b>Health check</b>	
 <b>Morning Circle</b> 10-15 mins	<p>Learners bring their object to Morning Circle. They describe what it looks like and what it is used for. They must also say where this item is usually kept (stored). Learners then put the item back where it belongs.</p>
 <b>Work Time Activities</b> 30-35 mins	<div> <div> <p><b>Creative focus</b></p> <p>Learners make a necklace using fat and thin macaroni.</p>  </div> <div> <p><b>Mathematics focus</b></p> <p>Learners practise the formation of the numeral 1 using water and paintbrushes on the outside paving.</p>  </div> </div> <div> <p><b>Creative focus</b></p> <p>Learners draw and colour in a picture of what they like doing at school on page 21 of Workbook 1.</p>  </div>
 <b>Small Group Time Activity</b> 10-15 mins	<p><b>Mathematics focus</b></p> <p>Learners stamp their feet as they count to five. Revise the number flash cards '1' and 'one'.</p> <p>Revise the names of classroom items already learnt. Provide learners with various objects from the theme table. Tell them to sort the items but don't give them any criteria. Once sorted, learners must explain their reasons for doing it that way. Now tell them to sort the items again, but this time using a different method of sorting, e.g. size, colour, etc. (For help on sorting, refer to LSF, Sorting.)</p>
 <b>Tidy-up time</b>	
 <b>Hand washing</b>	
 <b>Snack time</b>	
 <b>Music and Movement Ring</b>	<p>Play a musical freeze game. Play some music. Tell learners to move or dance around the classroom. When you stop the music, shout 'STOP!' When you start the music again, shout 'GO!' Repeat.</p>
 <b>Outdoor Play</b>	<p>Include the activity below as one of your daily outdoor activities.</p> <p>Play a game called 'In and Out of the Classroom'.</p> <p>Draw a large circle on the ground outside (you can also use rope to make a circle on the ground.) Tell the learners to jog around the inside and outside of the circle while music plays. Before each round starts, tell learners whether they must be in (or out of) the classroom i.e. inside or outside the circle when the music stops. If they are not where they should be when the music stops, they are out of the game.</p>
 <b>Story Time</b>	<p>Prepare picture cards with different classroom objects on them. (Make sure that the name of the object is written under it so that the learners start becoming familiar with print.) Hand out the picture cards. Select a learner to hold up the card and 'read' the word. This learner then chooses another learner to do the same. Repeat.</p>