
















## FRIDAY

 <b>Arrival</b> 15-30 mins	Welcome each learner. Give learners a number card and ask them to put it in their locker until Morning Circle. (The number cards should range from 1 to 4 – this will be how they will be divided into groups.)		
 <b>Health check</b>			
 <b>Morning Circle</b> 10-15 mins	Look at the poster and the labels of the various parts of the body. Revise the names of the body parts. Ask learners to hold up the number card that they received this morning. They will find the other learners with the same number and that will be their group. Group 1 will pretend to march. Group 2 will pretend to swim. Group 3 will jog on the spot. Group 4 will run on the spot. Talk about how we use our bodies in so many different ways.		
 <b>Work Time Activities</b> 30-35 mins	<b>Life Orientation focus 1</b> Learners look at the pictures on pages 26 and 27 in Workbook 1. 	<b>Life Orientation focus 2</b> Provide trays of green paint and red paint for learners to make hand prints. They make left-hand green prints and right-hand red prints. 	<b>Literacy focus</b> Learners write their names in the placeholder on page 27 of Workbook 1. 
 <b>Small Group Time Activity</b> 10-15 mins	<b>Numeracy focus</b> Count to numbers in the 1 to 5 range using body percussion, e.g. clap five times; three times, etc. Revise the number '1'. Ask learners to find 'one' of an item, e.g. 'bring me one red pencil and one orange pencil'. Use the picture on page 26 of Workbook 1 to find one. For instance, ask them to circle one hand in red, one foot in blue, one nose in yellow etc. Learners can write the number '1' in the air. Learners use a crayon to write number '1' on a piece of paper.		
 <b>Tidy up time</b>			
 <b>Hand washing</b>			
 <b>Snack time</b>			
 <b>Music and Movement Ring</b>	Sing the theme related song 'Head, Shoulders, Knees and Toes' to the learners on page 67 of this Teacher's Guide.		
 <b>Outdoor Play</b>	Include the activity below as one of your daily outdoor activities. Learners have some free time to play outside with any available equipment. (Take note of those learners who avoid physical activity. Encourage them to play on equipment that involves some physical exertion.)		
 <b>Story Time</b>	Select a story that has many pictures, showing different characters. Discuss the appearance of the characters. Show the pictures and ask learners questions that involve the words: tall, short, young, old, etc. (For help on selecting stories, refer to LSF Choosing Books For Storytime.)		