















TUESDAY

 Arrival 15-30 mins	<p>Welcome each learner.</p> <p>Give each learner a card with a body part on it. (Use the same cards that were used yesterday for outdoor play.)</p> <p>Ask them to bring it to Morning Circle.</p>	
 Health check		
 Morning Circle 10-15 mins	<p>Learners sit in a circle on the carpet. They hold up their picture of the body part they received this morning. Learners find friends that have parts of the body they have and build it. Ask the learners to give their completed body a name. They will take turns to introduce their boy or girl to the group.</p>	
 Work Time Activities 30-35 mins	<p>Creative focus</p> <p>Learners dip a foot into paint and make a footprint on kitchen towel paper. They cut it out. It can be placed in their files.</p>	<p>Mathematics focus</p> <p>Learners do this one-to-one correspondence activity: They place the dotted number cards from the back of Workbook I in a row on their desk. They thread Oatees™ onto toothpicks pushed into a piece of styrofoam to match the number of dots on the cards.</p>
 Small Group Time Activity 10-15 mins	<p>Literacy focus</p> <p>Place a green handprint on the left of the blackboard and a red one on the right. Explain that green means go and red means stop. Use a pointer (tracker) and starting from the green handprint move it across to the red one. Learners must track the pointer with their eyes (they must not move their heads). Use the theme related poster to revise the names of the body parts. Learners must 'read' the words. Enlarge the picture cards on page 30 of Workbook I. Hold up a card at a time and have learners 'read' and do the action.</p>	  
 Tidy up time		
 Hand washing		
 Snack time		
 Music and Movement Ring	<p>Play 'I Spy'. They pass an object around the circle while music plays. When the music stops, the learner holding the object gets a turn to say 'I spy with my little eye something ____ (a colour).' The other learners guess what it is and when someone guesses correctly, everyone stands up, jumps three times and sits down again. (Repeat changing the action at the end.)</p>	
 Outdoor Play	<p>Include the activity below as one of your daily outdoor activities.</p> <p>Prepare an obstacle course for the learners. Try to make activities that require them to use different parts of their body, e.g. skipping; climbing; balancing a beanbag on their head etc.</p>	
 Story Time	<p>Read a story of your choice that is related to the theme. (For help on selecting stories, refer to LSF Choosing Books For Storytime.)</p>	