














## WEDNESDAY

|  |   |   |  |
|--|---|---|--|
|  <b>Arrival</b><br>15-30 mins                     | Welcome each learner.   |   |  |
|  <b>Health check</b>                              |   |   |  |
|  <b>Morning Circle</b><br>10-15 mins              | <p>Continue discussing the theme 'Healthy Living'. Show learners a picture of a sunrise. Ask the following questions: 'What time of day does the picture show?' 'What do you do at this time of day?' 'What is the first thing you see when you wake up?' 'What is the first thing that you hear?' Finally ask how they keep clean at school. Discuss the importance of washing hands with soap after using the toilet.</p> |    |  |
|  <b>Work Time Activities</b><br>30-35 mins        | <p><b>Literacy focus</b><br/>Learners trace over the dotted lines to see what the children in the picture do to stay clean. This activity will be completed on page 34 in Workbook I.</p> <p><b>Life skills focus</b><br/>Learners draw pictures of themselves doing something that keeps them clean, e.g. brushing their teeth. This activity will be completed on page 35 in Workbook I.</p>                              |   |  |
|  <b>Small Group Time Activity</b><br>10-15 mins | <p><b>Mathematics focus</b><br/>Learners count in ones to five. Clap your hands between one and five times. Ask learners how many claps they counted. Vary the rhythm of the clapping, e.g. fast-slow-fast-slow.</p>  | <p>Learners read the flash cards 'I' and 'one'. Give each child five counters. Ask learners to show one counter. They place the counter on their whiteboard. They then practise writing the number 1 in the air and on their whiteboards. Demonstrate the correct number formation.</p> | <p>If learners are able to, allow them to copy the word 'one'.</p> <div data-bbox="1202 1272 1364 1371"> <p>one</p> </div> |
|  <b>Tidy-up time</b>                            |   |   |  |
|  <b>Hand washing</b>                            |   |   |  |
|  <b>Snack time</b>                              |   |   |  |
|  <b>Music and Movement Ring</b>                 | Play 'Dirty Hands'. Learners sit in a circle and pass a bar of soap around to music. When the music stops the learner left holding the bar of soap must sit out. Continue until one person is left in the circle.   |   |  |
|  <b>Outdoor Play</b>                            | Include the activity below as one of your daily outdoor activities. Provide a large tub filled with warm water, bars of soap and towels. Demonstrate how to wash hands correctly and allow learners a chance to wash their hands.   |   |  |
|  <b>Story Time</b>                              | Show learners four pictures of a child preparing for bed. Learners must dictate a story to match each of the pictures. Write this story down and re-read it to the class when they are done.  |   |  |