















Friends

MONDAY

 Arrival 15-30 mins	Welcome each learner. Ask parents to send a piece of fruit to school tomorrow.	
 Health check		
 Morning Circle 10-15 mins	<p>Introduce the theme, 'Friends' which will be investigated over the next two weeks. Look at the Grade R kit Poster 5 called 'Friends' and discuss the pictures with the learners. (For help on using posters, refer to LSF Using Posters.)</p>	 <p>Discuss what is happening in the picture. Ask learners how the children in the picture are feeling. Ask them how they can tell this. Ask learners to tell you who their friends are and what they enjoy doing together.</p>
 Work Time Activities 30-35 mins	<p>Literacy focus Learners work in pairs. They copy and 'read' the action words on page 45 in Workbook I.</p> <p>Creative focus Learners draw a picture of what they like doing with their friends.</p>	 
 Small Group Time Activity 10-15 mins	<p>Mathematics focus Learners count to five. (For help on counting with learners, refer to the Resource DVD, LSF Counting.) Revise the number flash cards '1' and 'one'. Ask learners to find the number one in and around the classroom. For instance, door numbers, telephone numbers, the number chart, on the clock etc. Hold up two clear bags of buttons or bottle tops. Ask the learners which has more and which has a few. Empty the bags on the carpet and let them see if they were correct.</p>	
 Tidy-up time		
 Hand washing		
 Snack time		
 Music and Movement Ring	<p>Play the 'Name Game'. Learners sit in a circle and roll the ball across the circle in time to music. The learner receiving the ball says their name and what they like playing with their friends. They then roll the ball to someone else. This child repeats the learner's name that rolled the ball to them. This learner says their own name and says what they like doing with their friends.</p>	
 Outdoor Play	<p>Include the activity below as one of your daily outdoor activities. The teacher calls out action words, e.g. sit, jump, skip, run, hop, etc. (These are the same action words used in the work time earlier.) When the learners hear a whistle, they begin and when the whistle blows twice, they freeze.</p>	
 Story Time	<p>Read the Big Book I story 'We Have Fun' on page 4. Begin by letting learners look at the pictures and say what they see. Ask learners the following question: 'Who do you see? What are they doing? Are they having fun? How can you tell?' (For help on using a Big Book, refer to LSF, Using The Big Book). After reading, get learners to think about the story the pictures tell. Type or write down the sentences and add the sentences to the pages in the Big Book.</p>	