














## WEDNESDAY

 <b>Arrival</b> 15-30 mins	Welcome each learner. Ask them to bring the drawings they did on Monday to Morning Circle.
 <b>Health check</b>	
 <b>Morning Circle</b> 10-15 mins	Ask learners if they have a good friend, what makes a good friend and what they do with their friend. Learners can show the class the drawings they did on Monday.
 <b>Work Time Activities</b> 30-35 mins	<p><b>Literacy focus</b> Learners complete the visual integration activity on page 46 of Workbook I. They must repeat the rainbow colours of the small picture onto the bigger picture.</p> <div>  <div> <p><b>Creative focus</b> Learners finger paint. They paint a portrait of their good friend.</p> <p><b>Mathematics focus</b> Learners trace circles and the word 'circle' in the sand tray.</p> </div>  </div>
 <b>Small Group Time Activity</b> 10-15 mins	<p><b>Mathematics focus</b> Learners stand and tap their feet as they count to five. Revise the properties of a circle. Read the flash card. Introduce the triangle. Discuss the number of sides and corners. Learners can find triangles around the classroom. They should identify triangles in pictures and objects. Learners trace triangles in the air. Learners place matchsticks together to make triangles.</p>
 <b>Tidy up time</b>	
 <b>Hand washing</b>	
 <b>Snack time</b>	
 <b>Music and Movement Ring</b>	Sing the theme related song 'Friends' with the learners on page 69 of this Teacher's Guide. Learners stand in two rows, facing each other. Play some music. When the music begins, the learners opposite each other dance together. When the music stops, they freeze and everyone in line one moves down one space in the line. This will mean that the partners will change. Start the music again and repeat the procedure.
 <b>Outdoor Play</b>	Include the activity below as one of your daily outdoor activities. Learners run relay races. Divide the learners into four groups. Use pieces of colourful cloth (or other suitable objects) to be used as batons that they will pass to each other.
 <b>Story Time</b>	<p>Teach this rhyme to the class:          Friends care          Friends share          We need friends          Everywhere!          Have a large print version of the rhyme. Point to the words as the learners 'read' the rhyme.</p>