














## FRIDAY

 <b>Arrival</b> 15-30 mins	<p>Welcome each learner.</p> <p>Give each learner two cards, one with a smiley face and one with a sad face. They bring these to the Morning Circle.</p>
 <b>Health check</b>	
 <b>Morning Circle</b> 10-15 mins	<p>Talk about what makes friends unhappy. Use this opportunity to talk about bullying.</p> <p>Describe a behaviour, e.g. sharing lunch. If the behaviour makes friends happy, learners hold up the smiley faces. If the behaviour makes friends feel sad or lonely, they hold up the sad faces.</p> <div data-bbox="1106 623 1409 764">  </div>
 <b>Work Time Activities</b> 30-35 mins	<p><b>Mathematics focus</b></p> <p>Learners make toilet roll circle prints on sheets of paper.</p> <div data-bbox="447 889 799 1133">  </div>
 <b>Small Group Time Activity</b> 10-15 mins	<p><b>Mathematics focus</b></p> <p>Learners count to five touching their right knee with their left hand and then alternating.</p> <p>Revise the properties of triangles and circles and ask them to find these shapes in the classroom environment.</p>
 <b>Tidy up time</b>	
 <b>Hand washing</b>	
 <b>Snack time</b>	
 <b>Music and Movement Ring</b>	<p>Play the 'Name Game' as played on Monday.</p>
 <b>Outdoor Play</b>	<p>Clap while the learners run around. When you stop clapping, call out a number between 2 and 5. The learners must get into a group of that number of learners. Anyone left without a group, sits out of the game for one round.</p>
 <b>Story Time</b>	<p>Read the class book from Monday.</p>

