














MONDAY

 Arrival 15-30 mins	<p>Welcome each learner.</p> <p>Ask them which friend they will play with today? (Take note of those who don't have friends and help them to integrate into the classroom.)</p>
 Health check	
 Morning Circle 10-15 mins	<p>Continue to discuss the theme, 'Friends.'</p> <p>Learners look at and discuss the theme-related poster 'Friends.'</p> <p>Discuss the picture. Then let them personalise what they have seen. For instance, if they say 'The friends are swinging' they must then say 'I like to swing with my friends'. You can also use the LEAP audio lesson Term 1-10.</p> 
 Work Time Activities 30-35 mins	<div> <p>Mathematics focus</p> <p>Learners complete the exercise on page 44 of Workbook 1. They identify the items that are the same and then trace and colour the shapes.</p>  </div> <div> <p>Creative focus</p> <p>Provide trays of paint and small plastic bags. Learners scrunch bags and use them to make garbage prints onto newspaper.</p> </div>
 Small Group Time Activity 10-15 mins	<p>Literacy focus</p> <p>Ask learners to slow speak their names and then identify the initial sound they hear. Help them to find objects that begin with the same sound in and around the classroom. Have large cardboard letters available for the learners to trace around. Let them trace around the first letter in their names and decorate the page.</p>
 Tidy up time	
 Hand washing	
 Snack time	
 Music and Movement Ring	<p>Sing 'If You're Happy and You Know it, clap Your Hands', changing the original words from 'and you really want to show it' to 'give a friend a hug'. You will find the music for this song on the Resource DVD under the menu selection called 'Songs'.</p>
 Outdoor Play	<p>Include the activity below as one of your daily outdoor activities. Ask the learners to spread out and dance around. When they hear the whistle, they must get into pairs as fast as possible. The pairs form wheelbarrows. When they hear the whistle blow, they begin dancing again. Repeat, alternating the activities they do when in pairs, e.g. hopping, clapping hands or playing 'Simon Says'.</p>
 Story Time	<p>Read the Big Book story 'Our goat Godfrey' from the LSF kit. Each time the learners hear 'Please can you help us find him?', they must say whether it's likely that that person could help them. Talk about helping each other. Discuss how friends help one another and, even when they can't fix the problem, they can still be kind and caring. Use a similar story if you do not have the LSF Kit.</p>