















WEDNESDAY

 Arrival 15-30 mins	<p>Greet each learner. Place a short note in the learners' lockers saying why they are a good friend. Base this on your daily observation of their play time.</p> <div data-bbox="1140 430 1470 531"> <p>Dear _____ You are a good friend because you _____ Miss Brown.</p> </div>
 Health check	
 Morning Circle 10-15 mins	<p>Learners greet each other using the rhyme learnt yesterday. Have a suitcase of clothing available for the morning circle. Take out one item of clothing at a time. Learners name the item and say in what season we wear that item.</p>
 Work Time Activities 30-35 mins	<div> <div data-bbox="543 764 854 999"> <p>Creative focus Provide large heart-shaped cardboard templates for learners to trace around. They trace a heart and cut it out. They can then paint it with shaving cream coloured with paint.</p> </div> <div data-bbox="879 764 1190 893"> <p>Life Orientation focus Learners complete page 49 of Workbook I. They circle their favourite summertime activities.</p> </div> </div> <div data-bbox="879 898 1067 1077">  </div> <div data-bbox="1238 778 1482 1077">  </div>
 Small Group Time Activity 10-15 mins	<p>Literacy focus Talk about clothing and why we use it, e.g. warmth, protection from the sun, etc. Discuss the difference between winter and summer clothes. Prepare a feely bag with pieces of fabric in it. Learners feel each piece of fabric and say if it is summer or winter fabric. Include the following fabrics: thermal vest fabric, jersey, corduroy, lycra, towelling, light cotton and silk. Learners tell the group what their favourite item of clothing is. They complete page 47 of Workbook I.</p> <div data-bbox="1238 1124 1482 1430">  </div>
 Tidy up time	
 Hand washing	
 Snack time	
 Music and Movement Ring	<p>Introduce the theme related song 'The Winter Song' to the learners on page 70 of this Teacher's Guide. You can also use the LEAP audio lesson Term I-10. The song can be sung every day of the teaching week.</p>
 Outdoor Play	<p>Include the activity below as one of your daily outdoor activities. Clap while the learners run around. When you stop clapping, call out a number between two and five. The learners must get into a group of that number of learners. Anyone left without a group, sits out of the game for one round.</p>
 Story Time	<p>Read the Big Book I story 'We Have Fun' on page 4 again. Begin by letting learners look at the pictures and saying if it is winter or summer in the pictures. (For help on using a Big Book, refer to LSF, Using The Big Book). After reading, ask learners to tell you what games they play in winter and what games they play in summer. Ask them to make sentences for each picture in the Big Book. They use the following sentence frame: The children are _____ because it is winter/summer.</p>