














THURSDAY

 Arrival 15-30 mins	Greet the learners individually. Remind them to tidy up the classroom and playground during the day.
 Health check	
 Morning Circle 10-15 mins	Continue discussing the theme. Focus on the types of activities friends do in winter and summer. They should explain why certain games are played in different seasons. Ask them which games can be played in any season
 Work Time Activities 30-35 mins	<p>Life Orientation/Literacy focus Learners complete pages 50 and 51 of Workbook I. They circle the summer clothing in red and the winter clothing in blue. They find and stick the stickers onto the correct shapes.</p> 
 Small Group Time Activity 10-15 mins	<p>Mathematics focus Learners count to five clicking their fingers as they count. Let them count to five from a given number using counting. Give them a starting number, e.g. two. They put that number of counters in front of them. They then count on from that number using the remaining counters.</p> <p>Learners place the dotted number cards from the back of Workbook I in a row on their desk. They thread Oatees™ onto toothpicks pushed into a piece of styrofoam to match the number of dots on the cards.</p> 
 Tidy up time	
 Hand washing	
 Snack time	
 Music and Movement Ring	Play 'Freeze.' In this game, the learners choose to dance or skip around the room while the teacher claps. Before the learners start moving around the teacher will give an instruction, e.g. 'When I stop clapping everyone must stand on one leg and freeze.' The game continues until there is a winner. You can also use the LEAP audio lesson Term I-IO.
 Outdoor Play	Include the activity below as one of your daily outdoor activities. Learners are divided into small groups. They dress up, using items from the dress-up area in the classroom.
 Story Time	In groups, learners look through magazines and try to identify common words to 'read' to each other, e.g. 'PEP™', 'Coke™', 'McDonald's™' etc.

