
















## MONDAY

 <b>Arrival</b> 15-30 mins	Welcome each learner individually. Prepare pictures of different kinds of homes. Place one in each learner's locker. They must bring the picture to morning ring. Ask parents to send shoeboxes to school.	
 <b>Health check</b>		
 <b>Morning Circle</b> 10-15 mins	Introduce the theme, 'My Home' which will be investigated over the next two weeks. Look at the Grade R kit Poster 6 called 'My Home' and discuss the pictures with the learners. (For help on using posters, refer to LSF, Using Posters).	 Ask each learner to show the picture of the house they found at their locker. Name the home, say where this kind of home is found and if it is specific to a particular culture. The message that must be conveyed is that all homes are different but special in their own right.
 <b>Work Time Activities</b> 30-35 mins	<b>Mathematics focus</b> Let learners make pegboard and Unifix™ block houses.	 <b>Creative focus</b> Fill empty roll-on deodorant bottles with poster paint. Learners paint houses with roll-ons on paper.
 <b>Small Group Time Activity</b> 10-15 mins	<b>Literacy focus</b> Introduce the letter 's'. Identify initial sounds (these are the sounds at the beginning of words). Be careful to say the letter's sound and not its name; for example, 'sss' not 'es'. The names of the letters are not taught at this stage. Learners will also sound out words into phonemes; for example, s-u-n.  Ask learners to say words beginning with 's'. Draw pictures on the board.	
		Show the correct starting and ending points when writing the letter 's'. Learners make the letter s on different textures with their fingers, e.g. the carpet, learners' backs, sandpaper.   (For tips on teaching phonics, refer LSF, Phonics.)
 <b>Tidy-up time</b>		
 <b>Hand washing</b>		
 <b>Snack time</b>		
 <b>Music and Movement Ring</b>	Introduce the theme related song 'I Have A Home' to the learners on page 70 of this Teacher's Guide. You can also use the LEAP audio lesson, Term 2-OI. The song can be sung every day of the teaching week.	
 <b>Outdoor Play</b>	Include the activity below as one of your daily outdoor activities. Play Dodge-ball. Learners stand in a circle. Choose three learners to stand inside the circle. The outside learners take turns to throw a soft ball into the circle to try and 'hit' the three learners in the middle. Learners swap when one is hit by a ball. Remind learners to throw gently!	
 <b>Story Time</b>	There are many stories and rhymes about homes that you can read to learners. Choose from; The Three Little Pigs, Hansel and Gretel, Goldilocks And The Three Bears and The Old Woman Who Lived In A Shoe.	