















TUESDAY

 Arrival 15-30 mins	Welcome each learner and ask what kind of home they live in. Swap the pictures of the homes around so that the learners find a new picture on their locker. Ask them to bring the cards to Morning Circle.		
 Health check			
 Morning Circle 10-15 mins	Ask the following type questions: 'Who has the caravan? Who has the tent?' etc. Learners hold up their cards when they hear it being called. Look at Poster 6 again and talk about what the children in the picture are doing. Ask questions like: How do you help at home? How do other family members help at home? They can use the following sentence frame to answer the questions: We ... at home. You can also use the LEAP audio lesson, Term 2-O1. Discuss why these chores are done.		
 Work Time Activities 30-35 mins	<p>Life Orientation focus Learners look at the picture on pages 2 and 3 of Workbook 2. Learners find the correct stickers to stick onto the pages.</p> <p>Literacy focus Learners write their name on page 3.</p>		 <p>Creative focus Learners make snake patterns from modelling clay.</p>
 Small Group Time Activity 10-15 mins	<p>Mathematics focus Learners count to seven touching left ears with their right hands as they count. Repeat, touching right ears with left hands. (For help on counting with learners, refer LSF, Counting).</p>	<p>Revise numeral '1' and the word 'one'. Introduce the numeral '2' and the word 'two'. Ask learners to hold up two fingers. Let them count their eyes (2), ears (2), lips (2), hands (2) etc. Ask them to think of other things that are found in two's, e.g. shoes, gloves.</p>	<p>Teach the correct number formation for the numeral 2. Learners trace the number in jelly trays.</p> 
 Tidy-up time			
 Hand washing			
 Snack time			
 Music and Movement Ring	Learners play 'Charades'. Ask a learner to mime something that they do at home to help their family or just to have fun. The other learners try to guess what they are acting out.		
 Outdoor Play	Include the activity below as one of your daily outdoor activities. Provide cleaning equipment, e.g. a basin full of soapy water, a broom, a feather duster, a yellow duster etc. Also provide some small items of clothing such as socks and some dishes. Let learners play with these items, pretending that they are cleaning.		
 Story Time	Let the learners retell the story read to them yesterday.		