













WEDNESDAY

 Arrival 15-30 mins	Welcome each learner and ask them to tell you their address. (Take note of those learners that know their address.)	
 Health check		
 Morning Circle 10-15 mins	Use Poster 6 and items on the theme table to introduce a discussion about rooms in the home. (For help on preparing a theme table, refer to LSF, The Theme Table.) Remember to be sensitive; some learners may live in one-roomed/multifunctional-roomed homes. Talk about the fittings and furnishings that go into each room (or area of the room). Discuss what people do in each room.	
 Work Time Activities 30-35 mins	Mathematics focus Learners complete puzzles with at least 12 pieces.	Creative/Technology focus (Part I) Learners make homes out of boxes and magazine pictures. The focus here is getting them to cut pictures of rooms from magazines. They will need to find a kitchen, sitting room (lounge), bedroom, and bathroom.
		
 Small Group Time Activity 10-15 mins	Literacy focus Revise the letter 's' as for Monday's lesson. Ask learners to put up their hands if their names begin with 's'. You can also use the LEAP audio lesson, Term 2-OI. Ask each learner to find an item in the classroom that begins with the 's' sound. Learners place the items on a sound table. Make a small label for each item. Learners can 'read' the words in their free time.	
 Tidy-up time		
 Hand washing		
 Snack time		
 Music and Movement Ring	Sing the theme related song 'I Have A Home' to the learners on page 70 of this Teacher's Guide. You can also use the LEAP audio lesson, Term 2-OI.	
 Outdoor Play	Include the activity below as one of your daily outdoor activities. Learners play 'Under And Over'. They stand in a line, one behind the other. The learner in front passes a ball over their head to the next learner. That learner then passes the ball through their legs to the next learner and so on. As they pass the ball let them say 'under' or 'over' depending on how they are passing the ball.	
 Story Time	Read a story about animal homes to the learners. (For help on selecting stories, refer to LSF, Choosing Books For Storytime).	

