















FRIDAY

 Arrival 15-30 mins	<p>Welcome each learner. Again ask the learner what their address is. Have a list of their addresses so that you can tell them if they don't know.</p>
 Health check	
 Morning Circle 10-15 mins	<p>Discuss where different household items are kept in the home. Talk about keeping homes clean and tidy. Ask them where the following items are kept: clothing, knives and forks, cleaning materials, dry foods, perishable foods and toys.</p>
 Work Time Activities 30-35 mins	<p>Life Orientation focus Learners complete pages 4 and 5 in Workbook 2. They find the correct stickers to tidy up the room by putting the things where they belong.</p>  <p>Creative/Technology focus (Part 2) Learners make homes out of boxes and magazine pictures. Each learner will need five small boxes. The focus here is to paste the kitchen, sitting room (lounge), bedroom, and bathroom magazine pictures onto the back of each box to create a room.</p> 
 Small Group Time Activity 10-15 mins	<p>Literacy focus Slowly move a pencil from learners left to right. Ask them to look at and follow the top of it without moving their heads.</p> <p>Learners 'read' page 6 in Workbook 2. They must 'read' from left to right and top to bottom. After reading the entire page ask them to identify the picture in each row that does not rhyme with the other pictures.</p>  <p>The learners then find and cut out the matching pictures from the cut-out page. They match these cut-outs on the pictures on page 6.</p>
 Tidy-up time	
 Hand washing	
 Snack time	
 Music and Movement Ring	<p>Sing the theme related song 'I Have A Home' to the learners on page 70 of this Teacher's Guide. You can also use the LEAP audio lesson, Term 2-OI.</p>
 Outdoor Play	<p>Include the activity below as one of your daily outdoor activities. Let learners pretend to be builders. Let them pretend to mix cement, lay bricks, knock in nails, screw in screws, etc. Then let learners volunteer to act out one and the other learners guess what they are doing.</p>
 Story Time	<p>Allow learners to select a book from the book area in the classroom. They will sit quietly and 'read' on their own. Ask learners to tell you about the book that they 'read'.</p>