







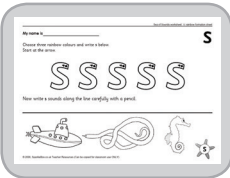








My home

MONDAY

 Arrival 15-30 mins	<p>Greet each learner individually.</p> <p>Cut out pictures of different parts of a house, or use cut out shapes in different sizes. Place one in learner's locker. Learners will use these in Morning Circle.</p> <p>Ask parents to send used cosmetic mirrors to school.</p>
 Health check	
 Morning Circle 10-15 mins	<p>Continue discussing the theme, 'My Home'. Look at Poster 6 and have learners name the different parts of the house. Talk about the different materials each of these parts is made of. Ask each learner to show the picture of the part of the house they found at their locker. Make as many houses as possible with the different parts.</p>
 Work Time Activities 30-35 mins	<div> <div data-bbox="440 802 736 1025"> <p>Life Orientation / Literacy focus</p> <p>Learners complete the maze/ map on page 7 of Workbook 2. They use the correct colour to draw a line to get each child home safely.</p> </div> <div data-bbox="753 802 949 1048">  </div> <div data-bbox="966 802 1368 860"> <p>Mathematics focus 1</p> <p>Learners complete page 16 of Workbook 1.</p> </div> <div data-bbox="1043 872 1188 1048">  </div> <div data-bbox="1222 872 1368 1048">  </div> <div data-bbox="966 1060 1368 1154"> <p>Mathematics focus 2</p> <p>Learners make the numeral two (2) using modeling clay.</p> </div> </div>
 Small Group Time Activity 10-15 mins	<p>Literacy focus</p> <p>Revise the 'sss' sound. Learners read the name cards on the sound table they created last week.</p> <p>Learners then complete a dotted 's' worksheet, prepared earlier. Alternatively, download a worksheet like the one below. This worksheet is available as free download from 'Sparklebox'. (To learn more about 'Sparklebox', visit www.sparklebox.co.uk.)</p> <p>Learners form the letter 's' in the air and then on the back of a classmate. Ask the learners to choose a colour and trace the dotted line to form the letter 's'.</p> <div data-bbox="1197 1190 1427 1366">  </div>
 Tidy-up time	
 Hand washing	
 Snack time	
 Music and Movement Ring	<p>Introduce the theme related song 'This Is The Way' to the learners on page 68 of this Teacher's Guide. You can also use the LEAP audio lesson, Term 2-O2. The song can be sung every day of the teaching week.</p>
 Outdoor Play	<p>Include the activity below as one of your daily outdoor activities.</p> <p>Play 'Dodge-ball'. Learners stand in a circle. Choose three learners to stand inside the circle. The outside learners take turns to throw a soft ball into the circle to try and 'hit' the three learners in the middle. Learners swap when one is hit by a ball. Remind learners to throw gently!</p>
 Story Time	<p>Select a story to read to the learners. After reading, ask questions that test learners' comprehension of the story.</p>