















TUESDAY

 Arrival 15-30 mins	<p>Greet each learner. Ask their address and remind them if they have forgotten. Ask parents to let learners bring a small plastic toy figurine to school.</p>
 Health check	
 Morning Circle 10-15 mins	<p>Ask learners to say who lives in their homes. Emphasise that the families that live in homes can be different. Some families may have domestic workers who share their homes. These are important people in the home structure. Learners may also have animals at home. Include these in the discussion.</p>
 Work Time Activities 30-35 mins	<div data-bbox="532 726 828 929"> <p>Literacy focus Learners complete page 8 in Workbook 2. They practise forming the letter 's' by tracing all the dotted lines on both pages.</p> </div> <div data-bbox="828 733 982 921">  </div> <div data-bbox="982 726 1255 865"> <p>Learners write their name in the block on page 8 and they choose a sticker for good work done.</p> </div> <div data-bbox="532 929 1152 1093"> <p>Creative/Technology focus (Part 3) Learners make homes out of boxes and magazine pictures. Each learner will need five small boxes. The focus here is to paste the kitchen, sitting room (lounge), bedroom, and bathroom magazine pictures onto the back of each box to create a room.</p> </div> <div data-bbox="1221 834 1443 1093">  </div>
 Small Group Time Activity 10-15 mins	<div data-bbox="532 1131 1118 1234"> <p>Mathematics focus Learners count to seven, tapping their elbows as they count. (For help on counting with learners, refer LSF, Counting).</p> </div> <div data-bbox="532 1258 1152 1470"> <p>Revise the flash cards '1', '2', 'one' and 'two'. If possible have handheld mirrors available for learners to use. Learners look at their face. Discuss what is on each half of their face. Learners complete page 11 of Workbook 2. They begin by placing the mirror on the midline of the picture so that they can 'complete' the pictures.</p> </div> <div data-bbox="1204 1140 1460 1470">  </div>
 Tidy-up time	
 Hand washing	
 Snack time	
 Music and Movement Ring	<p>Learners pretend to be snakes slithering along the sand. As they move, they say 'sssss'. Let them think of other things beginning with the letter 's' that they can be, e.g. slow snails, sleepy sloths, shiny stars.</p>
 Outdoor Play	<p>Include the activity below as one of your daily outdoor activities. Learners practise throwing, bouncing and rolling a ball. They need to listen carefully to the instructions before the activity begins. When the whistle is blown once, they throw; twice, they bounce and three times, they roll. The learner/s with the ball/s follow the instruction to pass the ball to someone else.</p>
 Story Time	<p>Remind the learners about the story they heard yesterday. Ask them to retell the main events in their own words.</p>