















WEDNESDAY

 Arrival 15-30 mins	<p>Welcome each learner and ask them to say where they live. Ask the learner to put the plastic toy figurine in his/her locker.</p> <p>Place a cut-out cardboard window frame in each locker. Learners bring it to Morning Circle.</p>
 Health check	
 Morning Circle 10-15 mins	<p>Ask learners to look through their window frames. Ask what they can see. Discuss why homes have windows, e.g. they let light and air into the home, they keep out rain. Talk about different kinds of window in different rooms, e.g. bathrooms and toilets tend to have smaller windows. Also talk about window dressings, e.g. blinds and curtains. Discuss why we use window dressings, e.g. privacy, warmth, decoration.</p>
 Work Time Activities 30-35 mins	<p>Mathematics/Creative focus</p> <p>Learners use wax crayons to practice the correct numeral formation of 2 on a piece of paper folded horizontally to make four lines. Instruct them to touch the top and bottom lines and to begin writing the two at the top and to end at the bottom.</p> <p>Life Orientation focus</p> <p>Learners paste their window frame from Morning Circle onto a sheet of paper and decorate it.</p> <div data-bbox="1072 842 1371 959">  </div> <div data-bbox="1146 971 1299 1124">  </div>
 Small Group Time Activity 10-15 mins	<p>Literacy focus</p> <p>Find the letter 's' in words in the classroom environment. Learners look at their name cards. Ask who has one/two/three etc. 's' letters in their name.</p> <p>Give each learner a clear plastic cup. Let them use the action figurine they have brought to school. Ask learners to put the toy under/on/ in front of/behind/ next to the cup.</p> <p>Learners are each given a piece of paper. They are asked to draw a house on the page. Give a string of instructions that they should follow: Draw a brown chimney on the roof/ draw a tree next to the house/ draw a fence in front of the house etc.</p> <div data-bbox="1291 1159 1439 1324">  </div>
 Tidy-up time	
 Hand washing	
 Snack time	
 Music and Movement Ring	<p>Sing the theme related song 'This Is The Way' to the learners on page 68 of this Teacher's Guide. You can also use the LEAP audio lesson, Term2-O2. The song can be sung every day of the teaching week.</p>
 Outdoor Play	<p>Include the activity below as one of your daily outdoor activities.</p> <p>Learners play 'Under And Over'. They stand in a line, one behind the other. The learner in front passes a ball over their head to the next learner. That learner then passes the ball through their legs to the next learner and so on. As they pass the ball let them say 'under' or 'over' depending on how they are passing the ball.</p>
 Story Time	<p>Select another well-known story about homes (see Monday of Week 11 for suggestions). Read the story to the learners and ask them to retell stories in their own words.</p>