



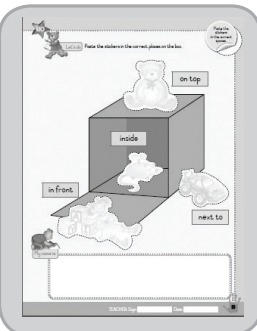










## FRIDAY

 <b>Arrival</b> 15-30 mins	<p>Welcome each learner.</p> <p>Again ask the learner what their address is. If they know their address, give them a good work sticker to wear for the day.</p>
 <b>Health check</b>	
 <b>Morning Circle</b> 10-15 mins	<p>Revise the days of the week. Ask learners to say what they do on each day, e.g. On Monday...</p> <p>Enlarge page 14 of 'Workbook 2' or write out the words. Let learners 'read' the words of the song. You can then sing the song again. You can also use the LEAP audio lesson, Term 2-O2.</p>
 <b>Work Time Activities</b> 30-35 mins	<div> <div> <p><b>Mathematics focus</b></p> <p>Learners complete page 13 in Workbook 2. They find the stickers to paste in the correct place on the page.</p> </div> <div>  </div> <div> <p><b>Creative/Technology focus (Part 5)</b></p> <p>Learners make homes out of boxes and magazine pictures. The focus here is glue the five boxes together and add a roof. Display the houses.</p>  </div> </div>
 <b>Small Group Time Activity</b> 10-15 mins	<p><b>Literacy focus</b></p> <p>Pin a map (commercial or hand-drawn) of your local area onto the board. Use a drawing pin and flash card to mark your school. Then mark where each learner lives with drawing pins and name tags. Use pieces of string to see who lives closest to/furthest away from school.</p>
 <b>Tidy-up time</b>	
 <b>Hand washing</b>	
 <b>Snack time</b>	
 <b>Music and Movement Ring</b>	<p>Learners will use their chairs for this activity.</p> <p>Play music. When the music stops, call out, one of the following instructions: 'stand on top/stand in front of/stand behind... your chair.' Learners perform the action in time to the music.</p>
 <b>Outdoor Play</b>	<p>Include the activity below as one of your daily outdoor activities.</p> <p>Make a winding snake spiral. Have learners stand in a circle holding hands. Learners walk into the circle to make a spiral and then reverse it again. Let learners say 'sss' as they move.</p>
 <b>Story Time</b>	<p>Read a story of your choice for learners to listen to while they relax. (For help on selecting stories, refer to LSF, Choosing Books For Storytime).</p>