

















# Safety

## MONDAY

 <b>Arrival</b> 15-30 mins	Welcome each learner. Ask them what they did over the weekend.		
 <b>Health check</b>			
 <b>Morning Circle</b> 10-15 mins	<p>Introduce the theme, 'Safety' which will be investigated over the next two weeks. Look at the Grade R kit Poster 7 called Safety and discuss the pictures with the learners. (For help on using posters, refer to LSF, Using Posters.)</p> <p>Discuss the dangerous behaviours in the poster. Talk about why each of the behaviours is unsafe. Learners can use the sentence frame, 'It is not safe to...'. You can also use the LEAP audio lesson, Term 2-03.</p>		
 <b>Work Time Activities</b> 30-35 mins	<p><b>Science/Life Orientation focus</b> Make smelling pots from old spice bottles. This activity demonstrates how our noses can warn us about danger! Put mouldy bread/cheese,</p>	dishwashing liquid, sour milk, something burnt, etc. into small opaque containers. Learners smell each one and tell each other if the smell is safe or unsafe.	 <p><b>Mathematics focus</b> Learners complete puzzles with at least 12 pieces.</p>
 <b>Small Group Time Activity</b> 10-15 mins	<p><b>Literacy focus</b> Introduce the letter 'a'. Identify initial sounds (these are the sounds at the beginning of words). Be careful to say the letter's sound and not its name; for example, 'a' not 'ay'. The names of the letters are not taught at this stage. Learners will also sound out words into phonemes; for example, a-n-t.</p>	<p>Ask learners to say words beginning with 'a'. Draw pictures on the board.</p>  <p>Show the correct starting and ending points when writing the letter 'a'.</p>	<p>Learners make the letter 'a' on different textures with their fingers, e.g. the carpet, learners' backs, sandpaper.</p>  <p>(For tips on teaching phonics, refer LSF, Phonics.)</p>
 <b>Tidy-up time</b>			
 <b>Hand washing</b>			
 <b>Snack time</b>			
 <b>Music and Movement Ring</b>	Introduce the theme related song 'I'm a Little Firefighter' to the learners on page 70 of this Teacher's Guide. You can also use the LEAP audio lesson, Term 2-03. The song can be sung every day of the teaching week.		
 <b>Outdoor Play</b>	Include the activity below as one of your daily outdoor activities. Ask learners to walk like an astronaut, ant eater, antelope, they can move like an ambulance, roll like an apple etc. Let them think of other words that begin with the 'a' sound and move in that way, e.g. ant, acorn.		
 <b>Story Time</b>	Read the Big Book 1 story 'Safety At Home' on page 12. Begin by letting learners look at the pictures and saying what they see. Ask learners the following questions for each picture: 'Who can you see?' 'Where is it happening?' 'What is the child doing?' 'How are they feeling?' 'What do you think will happen next?' 'Why is this dangerous?' In this way, learners are building a story. (For help on using a Big Book, refer to LSF, Using The Big Book).		