

















TUESDAY

 Arrival 15-30 mins	<p>Greet each learner individually. Ask them if they ate breakfast and who made their breakfast for them. (Take note if any learners made their own breakfast.)</p>
 Health check	
 Morning Circle 10-15 mins	<p>Talk about dangers in the kitchen. Ask learners if they have ever got hurt or experienced an accident in the kitchen, e.g. getting burnt or cut, hot pots, slipping on wet floors etc. Let them share their stories and discuss how each accident could have been prevented.</p>
 Work Time Activities 30-35 mins	<div> <div data-bbox="534 726 845 834"> <p>Life Orientation focus Learners look at the picture on pages 14 and 15 on Workbook 2.</p> </div> <div data-bbox="580 846 795 1119">  </div> <div data-bbox="918 736 1134 1009">  </div> <div data-bbox="871 1041 1181 1112"> <p>They find the stickers and stick them in the correct places.</p> </div> <div data-bbox="1222 726 1532 834"> <p>Literacy focus Learners make the letter 'a' out of red modelling clay.</p> </div> <div data-bbox="1236 844 1451 1117">  </div> </div>
 Small Group Time Activity 10-15 mins	<div> <div data-bbox="534 1178 1226 1446"> <p>Mathematics focus Learners count to seven touching left knees with their right elbows as they count. Repeat, touching right knees with left elbows. (For help on counting with learners, refer LSF, Counting). Revise numeral '1', '2' and the words 'one' and 'two'. Introduce the numeral '3' and the word 'three'. Ask learners to hold up three fingers. Teach the correct number formation for the numeral 3. Learners trace the number in jelly trays.</p> </div> <div data-bbox="1270 1187 1424 1437">  </div> </div>
 Tidy-up time	
 Hand washing	
 Snack time	
 Music and Movement Ring	<p>Play 'Cat and Mouse.' Choose one learner to be the cat and one to be the mouse. The other learners stand in a circle and join hands. They try to keep the cat away from the mouse. If the mouse is inside the circle, they try to keep the cat out and vice versa. The cat needs to break through their hands and try to catch the mouse.</p>
 Outdoor Play	<p>Include the activity below as one of your daily outdoor activities. Provide beanbags and/or small balls for the learners. Learners aim and throw the beanbags/balls into a bucket.</p>
 Story Time	<p>Look at the Big Book story 'Safety At Home' again. For each scenario ask learners to construct a sentence. For instance, It is not safe to put things into wall sockets. In this example the sentence frame 'It is not safe to...' has been used. Write the sentences on strips.</p> <div data-bbox="1345 1966 1492 2048">  </div>