
















Safety

WEDNESDAY

 Arrival 15-30 mins	<p>Welcome each learner by name.</p> <p>Remind the learner to check that her/his facecloth is clean and hanging where it should be.</p>
 Health check	
 Morning Circle 10-15 mins	<p>Set out household objects from the theme table on the carpet: a candle, matches, a knife, a pair of scissors, a bowl of water, an electrical appliance, etc. They say why each item is a potential danger. Ask learners to name each object and to say the sound it begins with. Clap the name.</p>
 Work Time Activities 30-35 mins	<div> <p>Literacy focus</p> <p>Learners complete page 16 in Workbook 2. They practise forming the letter 'a' by tracing all the dotted lines on both pages.</p> </div> <div>  </div> <div> <p>Mathematics focus</p> <p>Learners trace the numbers 1, 2 and 3 in jelly trays.</p> <div>    </div> </div>
 Small Group Time Activity 10-15 mins	<p>Literacy focus</p> <p>Play 'What Am I?', a riddle/logic game with the learners. Describe various items that could be dangerous, e.g. 'I am sharp. I cut bread. What am I?' (a knife); 'I can go fast. I have wheels. What am I?' (a car/taxi); 'I can burn you. You can light me with a match. What am I?' (a fire/stove); etc</p>
 Tidy-up time	
 Hand washing	
 Snack time	
 Music and Movement Ring	<p>Sing the theme related song 'I'm a Little Firefighter' again. You can also use the LEAP audio lesson, Term 2-03.</p>
 Outdoor Play	<p>Include the activity below as one of your daily outdoor activities.</p> <p>Demonstrate how germs are spread. Place a small amount of hand soap and some glitter (which represents germs) on one learner's hands. Let the learner rub his/her hands together and then shake hands with a few other learners. Let everyone shake hands with each other. Ask learners to hold up their hands and see if they have glitter on them. Learners must wash hands well to remove all the glitter (germs).</p>
 Story Time	<p>Prestik™ the sentence strips made yesterday onto the pictures of the story 'Safety At Home' in the Big Book. Learners 'read' the sentences.</p>

