













# Safety

## FRIDAY

 <b>Arrival</b> 15-30 mins	<p>Welcome each learner</p> <p>Ask if he/she wore a safety belt if they travelled to school by car.</p>
 <b>Health check</b>	
 <b>Morning Circle</b> 10-15 mins	Go through the items on the theme table. The learners will say a sentence about each item, e.g. 'Matches can cause a fire.' (For help on preparing a theme table, refer to LSF, The Theme Table.)
 <b>Work Time Activities</b> 30-35 mins	<p><b>Life Orientation focus</b></p> <p>Learners complete page 18 in Workbook 2. They colour in the robot. They work in pairs and tell each other what the different signs mean.</p>  <p><b>Life Orientation focus</b></p> <p>Learners make traffic lights from a rectangle of bread, and a round slice of carrot, baby tomato and cucumber.</p>
 <b>Small Group Time Activity</b> 10-15 mins	<p><b>Literacy focus</b></p> <p>Collect and display different labels from safe and unsafe items, e.g. candles, matches, cleaning agents, medication, poisons etc. Learners 'read' the labels. Let learners group these into safe and unsafe collections and place them on one of two trays which you have marked, 'Safe' and 'Unsafe'. Talk about where dangerous items need to be stored in the home and why, e.g. matches, guns, poisons. Ask learners to find items in the classroom that begin with the letter 'a'.</p>
 <b>Tidy-up time</b>	
 <b>Hand washing</b>	
 <b>Snack time</b>	
 <b>Music and Movement Ring</b>	Sing the theme related song 'I'm a Little Firefighter' again. You can also use the LEAP audio lesson, Term 2-03.
 <b>Outdoor Play</b>	<p>Include the activity below as one of your daily outdoor activities.</p> <p>Teach learners how to cross the road. Give some of the learners hoola hoops so they can pretend they are drivers. The other learners pretend to be pedestrians. Teach them to look left, look right and look left again before crossing the street. Swap groups.</p> <p>Mark the 'street' off on the paving using chalk.</p>
 <b>Story Time</b>	Talk about 'stranger danger'. Read the fable 'The Fox and the Crow'. Talk about how you can't always trust people who say nice things to you.

