














MONDAY

 Arrival 15-30 mins	Greet each learner and ask if they had a happy weekend. Ask parents to begin teaching their child what their phone number is. Before work time, write their parent's phone number in the space provided on page 19 of Workbook 2.
 Health check	
 Morning Circle 10-15 mins	Add some items to the theme table and cover the table before morning circle. (For help on preparing a theme table, refer to LSF, The Theme Table). Ask the learners to recall the items from last week. Uncover the theme table and ask learners if they can see anything new. Talk about the new items. Talk about outdoor dangers, e.g. playing in the street, climbing trees, playing near bodies of water, playing with fire. Learners can share their own experiences.
 Work Time Activities 30-35 mins	<div> <p>Life Orientation focus Learners complete page 19 in Workbook 2. Learners look at their parent's phone number and they press the numbers in the correct order on the cell phone.</p>   </div> <p>Creative focus Give each learner a small 250ml empty cardboard juice container, e.g. Liquifruit™. Learners cover it with paper and decorate it to look like a cell phone.</p>
 Small Group Time Activity 10-15 mins	<p>Literacy focus Talk about germ-spreading animals, e.g. rats, flies and mosquitos. Learners say how we prevent these pests from coming into our living spaces. Place learners' name cards on the carpet. Give a learner a fly swatter and ask them to swat their name.</p> <p>Revise the letters 's' and 'a'. Ask learners to each find an object beginning with an 's' and 'a'. Let them return to the carpet and tell everyone what their objects are called. Use the items to make a sound table. Label the items.</p>
 Tidy-up time	
 Hand washing	
 Snack time	
 Music and Movement Ring	Introduce the theme related song 'Look Left, Look Right' to the learners on page 71 of this Teacher's Guide. You can also use the LEAP audio lesson, Term 2-O4.
 Outdoor Play	Include the activity below as one of your daily outdoor activities. Place large coloured shapes on the ground. Ask learners to throw their beanbags onto a given shape, e.g. 'Throw your bean bag onto the red square.'
 Story Time	Make a class book of important phone numbers. Include the school phone number, police, ambulance and fire brigade etc. Each learner can help decorate the book. Read the book to the class.