















## WEDNESDAY

 <b>Arrival</b> 15-30 mins	<p>Welcome each learner.</p> <p>Ask them to walk around the classroom and see if there are any toys/other objects lying on the floor which may cause someone to get hurt. They should pick them up and put them where they belong.</p>
 <b>Health check</b>	
 <b>Morning Circle</b> 10-15 mins	<p>Look at Poster 7 again. Ask learners what behaviours they can see that could cause fires. It is important for learners to know that there are electrical and non-electrical fires. Teach them to never throw water onto a fire but to use sand instead.</p> 
 <b>Work Time Activities</b> 30-35 mins	<p><b>Mathematics focus</b> Learners complete page 21 in Workbook 2.</p>  <p><b>Creative focus</b> Learners make firefighting hats using paper plates and red paint. Pre-cut the plates for the learners.</p> 
 <b>Small Group Time Activity</b> 10-15 mins	<p><b>Literacy focus</b> Prepare pictures cards with things starting with 'a' and others starting with 's'. Learners go through the picture cards. They name the picture and try to isolate and say the initial sound out loud. Label two paper bags with the letters 'a' and 's'. Learners take turns to pick up a picture card, name the initial sound and then place it in the correct sound bag.</p>
 <b>Tidy-up time</b>	
 <b>Hand washing</b>	
 <b>Snack time</b>	
 <b>Music and Movement Ring</b>	<p>Sing the theme related song 'Look Left, Look Right' again. You can also use the LEAP audio lesson, Term 2-OI. Give each learner a card with a shape on it. Put on music and let the learners dance. When the music stops, they must find learners with the same shape and they sit down together. The last group to sit down are out of the game.</p>
 <b>Outdoor Play</b>	<p>Include the activity below as one of your daily outdoor activities.</p> <p>Create an outdoor obstacle course using benches, ropes, tyres etc. Learners can have fun working their way through it.</p>
 <b>Story Time</b>	<p>Learners 'read' the Big Book Story they made yesterday.</p>

