














## FRIDAY

 <b>Arrival</b> 15-30 mins	Welcome each learner. Place learners' cell phones that they made on Monday in their lockers. They must bring them to Morning Circle.
 <b>Health check</b>	
 <b>Morning Circle</b> 10-15 mins	Ask the learners if they know their parent's phone number. Let them press the numbers on the cardboard box cell phone that they made. Teach them how to make a fire emergency telephone call. They must: say who they are/where they are/what the emergency is/wait in a safe place.
 <b>Work Time Activities</b> 30-35 mins	<p><b>Creative focus</b> Learners make red hand prints and decorate their hands to look like firefighters helping each other.</p> 
 <b>Small Group Time Activity</b> 10-15 mins	<p>Revise the 'a' and 's' sounds. Learners read the name cards on the sound table they created in this week. You can also use the LEAP audio lesson. Learners then complete a dotted 's' worksheet prepared earlier. Alternatively, download a worksheet like the one alongside. This worksheet is available as free download from 'Sparklebox', (<a href="http://www.sparklebox.co.uk">www.sparklebox.co.uk</a>). Learners form the letter 'a' in the air and then on the back of a classmate. Ask the learners to choose a colour and trace the dotted line to form the letter 'a'.</p> 
 <b>Tidy-up time</b>	
 <b>Hand washing</b>	
 <b>Snack time</b>	
 <b>Music and Movement Ring</b>	Play music or sing a song with the learners that they know well. Learners dance around. Call out a number. Learners get into groups of that number and sit down. The first learners to make their group and sit down, get a chance to choose a song that they would like to sing.
 <b>Outdoor Play</b>	Include the activity below as one of your daily outdoor activities. Learners sit in a circle. Give one learner a ball or beanbag. This learner throws the ball/beanbag to a learner. The learner who catches it must say 'Stop!' and throws it to the next learner who says 'Drop!' The next learner to catch the ball/beanbag shouts 'Roll!' Continue until all learners have had a turn.
 <b>Story Time</b>	Read the book made on Monday and see if learners are able to remember any of the emergency telephone numbers.

