













# My Family

## FRIDAY

 <b>Arrival</b> 15-30 mins	Welcome each learner. Return learner photographs to parents.
 <b>Health check</b>	
 <b>Morning Circle</b> 10-15 mins	Talk about different kinds of families (family diversity). Be sure to stress that although families are made up differently they are all special.
 <b>Work Time Activities</b> 30-35 mins	<p><b>Literacy focus</b> Learners create a picture their family members using the stickers in the space provided on page 33 of Workbook 2.</p> 
 <b>Small Group Time Activity</b> 10-15 mins	<p><b>Numeracy focus</b> Revise circles. Let learners count the number of circles that make up the caterpillar on page 33 of Workbook 2. There are 11 circles in total – see if learners are able to find them all! They trace and then colour in the circles in the correct colour.</p>
 <b>Tidy-up time</b>	
 <b>Hand washing</b>	
 <b>Snack time</b>	
 <b>Music and Movement Ring</b>	Sing the 'Finger Family Song' again as on Tuesday. Learners can use their finger puppets as they sing.
 <b>Outdoor Play</b>	<p>Include the activity below as one of your daily outdoor activities. Make a large caterpillar using hula hoops. Get the learners to jump with both feet from one hoop to the next. You can use as many hoops as the learners can manage.</p>
 <b>Story Time</b>	<p>Read any story you like. Read it at the end of the day so that learners relax before home time. Some family themed stories include: The three bears/Cinderella/Hansel and Gretel.</p>

