



MONDAY

 **Arrival**
15-30 mins

Welcome each learner.

Ask parents or caregivers to please bring a family photograph to school for tomorrow. (Use these to make a bulletin board display. Make labels for each learner's name and place the name below each photo).

 **Health check**

 **Morning Circle**
10-15 mins


Introduce the theme, 'My Family' which will be investigated over the next two weeks. Look at the Grade R kit Poster 8 called 'My Family' and discuss the pictures with the learners. (For help on using posters, refer to LSF, Using Posters). Look at the picture of the family sitting around the kitchen table. Learners name each family member in the picture. Learners can talk about their families and tell the class how many brothers and sisters they have.



 **Work Time Activities**
30-35 mins

Life Orientation focus

Learners find the stickers and stick them on pages 24 and 25.



Mathematics focus

Learners do this one-to-one correspondence activity: They place the dotted number cards from the back of Workbook 1 in a row on their desk. They thread Oatees™ onto toothpicks pushed into a piece of styrofoam to match the number of dots on the cards.



 **Small Group Time Activity**
10-15 mins

Life Orientation focus

Fill a suitcase or large carrier bag full of clothing. Take out one item at a time. Learners describe the item, then say who in the family would wear or use it and why. As you finish with an item, choose a learner to put it on. At the end of the lesson, the learners should each be wearing an item of clothing or have an accessory. Call up one learner and tell the rest of the learners to close their eyes. Remove or change something on the learner, e.g. turn a jersey around - the rest of the group must guess what was changed or removed. Choose another learner and repeat the activity.

 **Tidy-up time**

 **Hand washing**

 **Snack time**

 **Music and Movement Ring**

Introduce the theme related song 'My Family' to the learners on page 71 of this Teacher's Guide. You can also use the LEAP audio lesson, Term 2-O5. The song can be sung every day of the teaching week.

 **Outdoor Play**

Include the activity below as one of your daily outdoor activities.

Play the game 'At Grandmother's House'. Learners need to listen carefully as each learner has a turn to say who he/she saw at Grandmother's house. The first learner will say who he/she saw and then the second learner will say who the first learner saw and then who he/she saw. This continues and with each learner adding someone new, it gets more difficult to remember. When someone makes a mistake, they are out of the game. You can use the LEAP audio lesson, Term 2-O5.

 **Story Time**

There are many family themed stories to choose from. Story time is a good way to end the day, ensuring learners leave school feeling relaxed. Here are some stories to choose from:

Hansel and Grethel (a story about siblings and safety)/Cinderella (a story about overcoming family conflict)/Goldilocks.