















My Family

TUESDAY

 Arrival 15-30 mins	<p>Welcome each learner.</p> <p>Cut out magazine pictures of family members. Place a picture in each learner's locker before they arrive. Ask them to bring these pictures with them to the carpet for morning circle.</p> <p>At the end of the day, once the learners have left prepare the bulletin board display using the learner photos (see Monday). The bulletin board should be ready for Wednesday.</p>
 Health check	
 Morning Circle 10-15 mins	<p>Ask learners to hold up the cutout magazine pictures they took from their lockers. Let each child name the family member their picture represents.</p>
 Work Time Activities 30-35 mins	<div> <div data-bbox="437 780 751 1070"> <p>Literacy focus</p> <p>Learners draw themselves and their family being busy at home in the frame provided on page 25 of Workbook 2.</p> <p>Learners will write their names in the placeholder on page 25 of Workbook 2.</p> </div> <div data-bbox="804 794 1055 1107">  </div> <div data-bbox="1127 780 1422 912"> <p>Creative focus</p> <p>Learners make a family paper chain. They can draw a family member on each link.</p> </div> <div data-bbox="1209 919 1356 1124">  </div> </div>
 Small Group Time Activity 10-15 mins	<div> <div data-bbox="437 1145 1055 1253"> <p>Mathematics focus</p> <p>Learners count to 7 tapping their feet. (For help on counting with learners, refer to the Resource DVD, LSF, Counting).</p> </div> <div data-bbox="1140 1171 1414 1307">  </div> </div> <p>Revise numerals 1-3. Give each learner five counters. Ask them to point to a number flash card on pages 53 and 54 of Workbook 1 and to place that many counters on the correct flash card. Ask each learner to walk around the room and to find a particular number between 1-3 of the same item. They count these out loud. Learners practise writing numerals 1-3 in sand.</p>
 Tidy-up time	
 Hand washing	
 Snack time	
 Music and Movement Ring	<p>Sing the theme related song 'My Family' to the learners on page 71 of this Teacher's Guide. You can also use the LEAP audio lesson, Term 2-O5. This song can be adapted to include other family members like grandparents, aunts, uncles etc.</p>
 Outdoor Play	<p>Include the activity below as one of your daily outdoor activities.</p> <p>Play 'At Grandmother's House'. (See Monday.)</p>
 Story Time	<p>Make a small book for each learner by folding two pieces of paper. On each page learners can paste or draw a picture of a family member and copy sentences: 'I love to play with my sister', 'I love to read with my mother', etc. Encourage each learner to read their book out loud. This activity may take several days to complete.</p>