













## WEDNESDAY

 <b>Arrival</b> 15-30 mins	Sing a greeting song like 'Good morning, how do you do?' with the entire class.
 <b>Health check</b>	
 <b>Morning Circle</b> 10-15 mins	Revise names of each family member. Discuss who belongs to 'my family'. Note: Learners come from different types of families. Ensure inclusivity.
 <b>Work Time Activities</b> 30-35 mins	<p><b>Creative focus</b> Learners make family finger puppets from paper and glue. This will be used in the storytime activity.</p>  <p><b>Mathematics focus</b> Learners make the numerals 1, 2 and 3 from modelling clay. They can also make the words 'one', 'two' and 'three' from modelling clay.</p>
 <b>Small Group Time Activity</b> 10-15 mins	<p><b>Literacy focus</b> Introduce the letter 't'. Be careful to say the letter's sound and not its name; for example, 't' not 'tee'. Ask learners to give you words that begin with the 't' sound. Draw simple pictures of the words they have suggested. Use the LEAP audio lesson, Term 2-O5.</p>
 <b>Tidy-up time</b>	
 <b>Hand washing</b>	
 <b>Snack time</b>	
 <b>Music and Movement Ring</b>	Teach the 'Finger Family Song' on page 20 of the Big Book 1. Learners can use their finger puppets as they sing.
 <b>Outdoor Play</b>	Include the activity below as one of your daily outdoor activities. Provide learners with dress-up clothes and accessories. They can dress up and imitate a family. Do not allow any use of the clothing or accessories on the climbing apparatus.
 <b>Story Time</b>	Use the finger puppets made during work time to initiate a story. Learners can give each puppet a name and position within a family. They can then use the characters to come up with a family story. Write down the story as learners make it up.

