














# My Family

## THURSDAY

 <b>Arrival</b> 15-30 mins	<p>Welcome each learner. Ask how his/her family is keeping.</p>
 <b>Health check</b>	
 <b>Morning Circle</b> 10-15 mins	<p>Discuss family relationships: What does it mean to be part of a family? How do family members look after each other? Learners can play charades and role play various family members.</p>
 <b>Work Time Activities</b> 30-35 mins	<div> <div> <p><b>Creative focus</b></p> <p>Learner take photos or drawings of family members and cut them out. They assemble the parts with split pins to make family puppets.</p> </div> <div>  </div> <div> <p><b>Literacy focus</b></p> <p>Let them trace the letter 't' on page 28 of Workbook 2. First let them trace with their fingers and then let them use chunky crayons.</p> </div> <div>  </div> </div>
 <b>Small Group Time Activity</b> 10-15 mins	<p><b>Numeracy focus</b></p> <p>Count to seven touching their elbows together as they count. Revise numerals 1-3 using numeral and word flash cards. Give each learner five counters. Present very simple story sums to the learners involving no more than three items, e.g. 'I have three sweets and I give one to my mother. How many have I got now?'</p>
 <b>Tidy-up time</b>	
 <b>Hand washing</b>	
 <b>Snack time</b>	
 <b>Music and Movement Ring</b>	<p>Sing the 'Finger Family Song'. Play short pieces of different music. Ask learners to think which family member it makes them think of and let them move to the music like this person, e.g. crawl like a baby, cook like a mother, walk like a granny.</p>
 <b>Outdoor Play</b>	<p>Include the activity below as one of your daily outdoor activities. Place hula hoops randomly on the ground. Let learners jump from one hoop into another. Clap while they jump. When you stop clapping they must stop and change direction. When you begin clapping again they start jumping from hoop to hoop again.</p>
 <b>Story Time</b>	<p>Re-tell the story from yesterday where they used the finger puppets. Make a Big Book: Write up the story on large A3 paper, with a sentence of text on each page. Ask learners what picture is needed to illustrate each page. Divide learners into groups and get them to illustrate the story. Paste pictures on the appropriate pages. Re-read the story when it's completed.</p>