














FRIDAY

 Arrival 15-30 mins	Welcome each learner. Make similar magazine people pictures as from earlier in the week. This time, cut each picture in half from top to bottom. Place a half picture in each learner's locker. Tell learners to bring these to morning ring.	
 Health check		
 Morning Circle 10-15 mins	Ask learners to point out the various family members using Poster 8. Clap the syllables for each family name: mo-ther; fa-ther, etc. Say an initial syllable, then stop. Learners must fill in the rest of the word, for example: sis... (ter), bro... (ther).	
 Work Time Activities 30-35 mins	Literacy focus Learners draw the letter 't' with chalk.	Creative focus Learners do toilet roll painting. They dip these into a paint pad and print.
		
 Small Group Time Activity 10-15 mins	Mathematics focus Show learners a circle. Ask them if they can name this shape. Ask learners to name things around the classroom that are circular in shape. Now let learners look at the pictures on page 27 of Workbook 2. Let them identify each item and trace the circles with their fingers. Then let them use chunky crayons to trace each shape. Finally let them colour in each shape.	
		
 Tidy-up time		
 Hand washing		
 Snack time		
 Music and Movement Ring	Sing the song from Tuesday.	
 Outdoor Play	Include the activity below as one of your daily outdoor activities. Provide learners with a few small buckets and some bean bags. Spread the buckets around and allow learners to practise aiming and throwing the bean bags into buckets.	
 Story Time	As a class, read the Big Book made yesterday.	

