



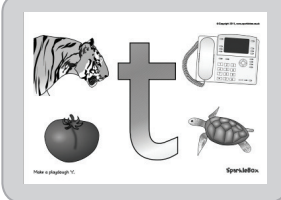










# My Family

## MONDAY

 <b>Arrival</b> 15-30 mins	Welcome each learner.	
<b>+</b> <b>Health check</b>		
 <b>Morning Circle</b> 10-15 mins	This activity is an extension of last week's Poster 8 activity. Ask learners to tell you what they do in their own kitchens. They can use the sentence frame, '... in the kitchen.' You can also use the LEAP audio lesson, Term 2-06.	
 <b>Work Time Activities</b> 30-35 mins	<p><b>Mathematics focus</b> Learners cut out the puzzle on Page 31 of Workbook 2. They then put it together again. Store puzzle pieces in bank bags labelled with the learner's names. Learners will use this puzzle again on Wednesday.</p> 	<p><b>Literacy focus</b> Learners make the letter 't' from modelling clay. Play dough mats are available for free from 'Sparklebox' (<a href="http://www.sparklebox.co.uk">www.sparklebox.co.uk</a>).</p> 
 <b>Small Group Time Activity</b> 10-15 mins	<p><b>Life Orientation focus</b> Discuss family activities, e.g. worship, holidays. You can also discuss activities celebrated by learners' families such as birthdays, births, weddings and so on. Make a collection of magazine pictures to facilitate/prompt the discussion. Here are some ideas:</p> <ul style="list-style-type: none"> <li>• Birthday party</li> <li>• Wedding</li> <li>• Church gathering</li> <li>• Braai or picnic</li> <li>• Christmas</li> <li>• Family at a restaurant</li> </ul> 	
 <b>Tidy-up time</b>		
 <b>Hand washing</b>		
 <b>Snack time</b>		
 <b>Music and Movement Ring</b>	Sing the theme related song 'My Family' to the learners on page 71 of this Teacher's Guide. You can also use the LEAP audio lesson, Term 2-06. The song can be sung every day of the teaching week.	
 <b>Outdoor Play</b>	Include the activity below as one of your daily outdoor activities. Set up a 'kitchen' with plastic containers and basins filled with water. Let learners play that they are working in the kitchen.	
 <b>Story Time</b>	As a class read the Big Book made by learners in the previous week.	