













TUESDAY

 Arrival 15-30 mins	<p>Welcome each learner.</p> <p>Cut out magazine pictures of people and cut them in half. Place a picture half in each learner's locker. Ask them to bring these the Morning Circle.</p>
 Health check	
 Morning Circle 10-15 mins	<p>Learners bring the magazine pictures to the floor. Ask a child to hold up his/her picture. The other children look at their pictures to see if they have a match. Continue until all the children have made up a person.</p>
 Work Time Activities 30-35 mins	<p>Mathematics focus Learners make a shape family, using shape cut-outs to make people.</p> <p>Literacy activity Learners make the letter 't' on pegboards.</p>
	
 Small Group Time Activity 10-15 mins	<p>Numeracy focus Learners count to seven. As they count they must hold up the corresponding number of fingers. (For help on counting with learners, refer LSF, Counting.)</p> <p>Ask learners to hold up a given number of fingers (between one and three). Ask them to use both hands to make a number (this is a basic and incidental introduction to addition bonds).</p>
 Tidy-up time	
 Hand washing	
 Snack time	
 Music and Movement Ring	<p>Revise the 'Finger Family Song' on page 20 of the Big Book I.</p> <p>Learners can use their finger puppets as they sing.</p>
 Outdoor Play	<p>Include the activity below as one of your daily outdoor activities.</p> <p>Play 'At Grandmother's House'. You can also use the LEAP audio lesson, Term 2-06.</p>
 Story Time	<p>Talk to learners about the lessons that their parents teach them, for example, never to be rude (especially to older people), to say please and thank you.</p> <p>Select a story with a moral lesson in it - preferably within the context of the family.</p> <p>After reading, get learners to re-tell the story in their own words.</p>

